

ORDINANCE 2016-04

AN ORDINANCE OF POLK CITY OF POLK COUNTY, FLORIDA, ADOPTING THE (TENTATIVE/FINAL) BUDGET FOR FISCAL YEAR 2016-2017, PROVIDING FOR THE EXPENDITURE OF FUNDS IN ACCORDANCE WITH THIS BUDGET; PROVIDING FOR AN EFFECTIVE DATE.

WHEREAS, the City Commission of Polk City, Florida, held a public hearing as required by Florida Statute 200.065; and

WHEREAS, the City Commission of Polk City, Florida set forth the appropriations and revenue estimate for the budget for Fiscal Year 2016-2017 in the amount of \$4,135,871.00 as shown on the attached Exhibit A and incorporated herein.


NOW, THEREFORE, BE IT ENACTED by the City Commission of Polk City, Florida, that:

SECTION 1. The sum of \$4,135,871.00 is hereby appropriated out of all the various revenues accruing to Polk City and set aside for the purpose of paying the expenses of and maintaining the government of Polk City for the Fiscal Year 2016-2017. The Final Budget of Polk City, Florida, for Fiscal Year commencing October 1, 2016, on file in the Office of the City Clerk, a Budget Summary of which is attached hereto, is hereby adopted by reference as the official budget of Polk City, Florida for Fiscal Year 2016-2017.

SECTION 2. This ordinance shall take effect immediately upon its passage.


INTRODUCED AND PASSED on First Reading the 13 day of September, 2016.

City of Polk City



Joe LaCascia, Mayor

Attest:



Patricia Jackson, City Manager


PASSED AND DULY ADOPTED, on Second Reading with a quorum present and voting, by the City Commission of City of Polk City, Florida, this 21st day of September, 2016.

City of Polk City




Joe LaCascia, Mayor

Attest with Seal:



Patricia Jackson, City Manager

Approved as to Correctness and Form:



Thomas A. Cloud, City Attorney

BUDGET SUMMARY
CITY OF POLK CITY - FISCAL YEAR 2016-2017
THE PROPOSED OPERATING BUDGET EXPENDITURES OF THE CITY OF POLK CITY ARE 9.90%%
MORE THAN LAST YEAR'S TOTAL OPERATING EXPENDITURES.

	<u>GENERAL FUND</u>	<u>ENTERPRISE FUND</u>	<u>TOTAL</u>
CASH CARRYFORWARD	\$ 161,000	\$ 5,000	\$ 166,000
ESTIMATED REVENUES			
Ad Valorem Taxes	\$ 550,828		\$ 550,828
Local Option, Use & Fuel Taxes	\$ 138,140		\$ 138,140
Utility Taxes	\$ 126,824		\$ 126,824
Communication Services Taxes	\$ 140,000		\$ 140,000
Local Business Taxes	\$ 11,800		\$ 11,800
Building Permits	\$ 82,600		\$ 82,600
Franchise Fees	\$ 85,149		\$ 85,149
Impact Fees	\$ 68,009	\$ 123,240	\$ 191,249
Other Permits and Fees	\$ -	\$ 161,431	\$ 161,431
Grants and Aids	\$ 99,227	\$ -	\$ 99,227
Intergovernmental Revenue	\$ 181,479		\$ 181,479
Charges For Services	\$ 269,929	\$ 1,811,276	\$ 2,081,205
Transportation User Fees	\$ 16,303		\$ 16,303
Culture/Recreation	\$ 6,500		\$ 6,500
Fines & Forfeitures	\$ 200		\$ 200
Other Judgments, Fines, Forfeitures	\$ 126	\$ 60,938	\$ 61,064
Interest and Other Earnings	\$ 62	\$ -	\$ 62
Rents and Royalties	\$ 2,500		\$ 2,500
Other Miscellaneous Revenues	\$ 7,810	\$ 500	\$ 8,310
TOTAL SOURCES	\$ 1,948,486	\$ 2,162,385	\$ 4,110,871
Intragovernmental Transfers In	\$ 25,000	\$ -	\$ 25,000
Fund Balances/Reserves/Net Assets	\$ -	\$ -	\$ -
TOTAL REVENUES, TRANSFERS & BALANCES	\$ 1,973,486	\$ 2,162,385	\$ 4,135,871
EXPENDITURES			
Culture and Recreation	\$ 188,432		\$ 188,432
General Government	\$ 395,802		\$ 395,802
Other Uses	\$ 75,709		\$ 75,709
Physical Environment	\$ 304,392	\$ 1,119,281	\$ 1,423,673
Public Safety	\$ 206,794		\$ 206,794
Transportation	\$ 290,050		\$ 290,050
Debt Service	\$ 130,589	\$ 841,909	\$ 972,498
Capital Outlay	\$ 303,573	\$ 62,955	\$ 366,528
TOTAL EXPENDITURES	\$ 1,895,341	\$ 2,024,145	\$ 3,919,486
Transfers Out	\$ -	\$ 25,000	\$ 25,000
Fund Balances/Reserves/Net Assets	\$ 78,145	\$ 113,240	\$ 191,385
TOTAL APPROPRIATED EXPENDITURES, OTHER USES AND RESERVES	\$ 1,973,486	\$ 2,162,385	\$ 4,135,871