

ORDINANCE 2017-03

AN ORDINANCE OF POLK CITY OF POLK COUNTY, FLORIDA, ADOPTING THE (TENTATIVE/FINAL) BUDGET FOR FISCAL YEAR 2017-2018, PROVIDING FOR THE EXPENDITURE OF FUNDS IN ACCORDANCE WITH THIS BUDGET; PROVIDING FOR AN EFFECTIVE DATE.

WHEREAS, the City Commission of Polk City, Florida, held a public hearing as required by Florida Statute 200.065; and

WHEREAS, the City Commission of Polk City, Florida set forth the appropriations and revenue estimate for the budget for Fiscal Year 2017-2018 in the amount of \$4,135,871.00 as shown on the attached Exhibit A and incorporated herein.


NOW, THEREFORE, BE IT ENACTED by the City Commission of Polk City, Florida, that:

SECTION 1. The sum of \$4,493,300 is hereby appropriated out of all the various revenues accruing to Polk City and set aside for the purpose of paying the expenses of and maintaining the government of Polk City for the Fiscal Year 2017- 2018. The Final Budget of Polk City, Florida, for Fiscal Year commencing October 1, 2017, on file in the Office of the City Clerk, a Budget Summary of which is attached hereto, is hereby adopted by reference as the official budget of Polk City, Florida for Fiscal Year 2017-2018

SECTION 2. This ordinance shall take effect immediately upon its passage.


INTRODUCED AND PASSED on First Reading the 7th day of September, 2017.

Polk City



Joe LaCascia, Mayor


Attest:



Patricia Jackson, City Manager


PASSED AND DULY ADOPTED, on Second Reading with a quorum present and voting, by the City Commission of City of Polk City, Florida, this 2nd day of October, 2017.

Polk City




Joe LaCascia, Mayor

Attest with Seal:



Patricia Jackson, City Manager

Approved as to Correctness and Form:



Thomas A. Cloud, City Attorney

BUDGET SUMMARY
 CITY OF POLK CITY - FISCAL YEAR 2017-2018
 THE PROPOSED OPERATING BUDGET EXPENDITURES OF THE CITY OF POLK CITY ARE 8.64%
 MORE THAN LAST YEAR'S TOTAL OPERATING EXPENDITURES.

| | GENERAL FUND | ENTERPRISE FUND | TOTAL |
|---|------------------|------------------|------------------|
| CASH CARRYFORWARD | \$ - | \$ - | \$ - |
| ESTIMATED REVENUES | | | |
| Ad Valorem Taxes | 588,241 | | 588,241 |
| Local Option, Use & Fuel Taxes | 141,503 | | 141,503 |
| Utility Taxes | 126,948 | | 126,948 |
| Communication Services Taxes | 172,976 | | 172,976 |
| Local Business Taxes | 11,800 | | 11,800 |
| Building Permits | 200,003 | | 200,003 |
| Franchise Fees | 87,822 | | 87,822 |
| Impact Fees | 245,487 | 188,822 | 434,309 |
| Other Permits and Fees | - | 109,921 | 109,921 |
| Grants and Aids | 65,674 | - | 65,674 |
| Intergovernmental Revenue | 188,919 | | 188,919 |
| Charges For Services | 276,634 | 1,972,382 | 2,249,016 |
| Transportation User Fees | 16,303 | | 16,303 |
| Culture/Recreation | 4,500 | | 4,500 |
| Fines & Forfeitures | 2,000 | | 2,000 |
| Other Judgments, Fines, Forfeitures | 125 | 55,500 | 55,625 |
| Interest and Other Earnings | 190 | - | 190 |
| Rents and Royalties | 3,000 | | 3,000 |
| Other Miscellaneous Revenues | 9,200 | 350 | 9,550 |
| TOTAL SOURCES | 2,141,325 | 2,326,975 | 4,468,300 |
| Intragovernmental Transfers In | 25,000 | - | 25,000 |
| Fund Balances/Reserves/Net Assets | - | - | - |
| TOTAL REVENUES, TRANSFERS & BALANCES | 2,166,325 | 2,326,975 | 4,493,300 |
| EXPENDITURES | | | |
| Culture and Recreation | 143,138 | | 143,138 |
| General Government | 433,392 | | 433,392 |
| Other Uses | 95,587 | 170,930 | 266,517 |
| Physical Environment | 333,842 | 950,673 | 1,284,515 |
| Public Safety | 228,635 | | 228,635 |
| Transportation | 323,676 | | 323,676 |
| Debt Service | 145,368 | 845,463 | 990,831 |
| Capital Outlay | 178,471 | 91,413 | 269,884 |
| TOTAL EXPENDITURES | 1,882,109 | 2,058,479 | 3,940,588 |
| Transfers Out | - | 25,000 | 25,000 |
| Fund Balances/Reserves/Net Assets | 284,216 | 243,496 | 527,712 |
| TOTAL APPROPRIATED EXPENDITURES, OTHER USES AND RESERVES | 2,166,325 | 2,326,975 | 4,493,300 |