

Polk City

Approved 2020-2021

ANNUAL BUDGET

BUILDING TODAY FOR A BETTER TOMORROW



Polk City
2020-2021 Budget Document

Table of Contents

INTRODUCTION	<u>Page</u>
City Manager’s Letter	CML 1
City Commission and Management	1
BUDGET SUMMARY	2
Approved FY21 Budget Advertisement	3
Approved FY21 Budget Summary	4
GRAPHS	7
Ten Year Millage Rate History	8
Ten Year History – Change in Taxable Values	9
Ten Year Budgeted Ad Valorem Tax Revenue History	10
FY21 Revenue Projections	11
FY21 Expense Projections	12
GENERAL FUND REVENUE PROJECTIONS	13
General Fund Revenues	14
GENERAL FUND EXPENDITURE PROJECTIONS	18
Legislative – Dept. 511	19
Executive – Dept. 512	20
Legal Counsel – Dept. 514	21
Comprehensive Planning – Dept. 515	22
Finance and Accounting – Dept. 516	23
Debt Service – Dept. 517	24
Law Enforcement – Dept. 521	25
Building and Zoning – Dept. 524	26
Code Enforcement – Dept. 529	27
Refuse/Sanitation – Dept. 534	28
Storm Water – Dept. 538	29
General Government Buildings – Dept. 539	30
Roads and Streets – Dept. 541	31
Library – Dept. 571	32
Parks – Dept. 572	33
Special Events – Dept. 574	34
General Fund Non-Departmental – Dept. 590	35

**Polk City
2020-2021 Budget Document**

ENTERPRISE FUND REVENUE PROJECTIONS	36
Enterprise Fund Revenues	37
ENTERPRISE FUND EXPENDITURE PROJECTIONS	39
Water Operations – Dept. 533	40
Sewer Operations – Dept. 535	42
Enterprise Fund Non-Departmental – Dept. 590	44
CAPITAL IMPROVEMENTS	45
2 Year CIP Plan (FY21 – 22)	46
DEBT SERVICE	48
Debt Service	49
PAYROLL SUMMARY	52
Payroll Summary	53
Budget Line Item	57
Budget Line Item Descriptions	58



September 2, 2020

Honorable Mayor and
Members of the City Commission

RE: Fiscal Year 2020-2021 Budget

It is my pleasure to present the Fiscal Year 2020-2021 Budget. The Polk City Budget is designed to provide high quality services while maintaining a fiscally responsible government, continuing to establish the credibility of Polk City as a viable community with a strong future, and the goal to maintain or increase the unrestricted reserve fund balance thereby placing the City in a better position to fund needed improvements and unforeseen expenses.

Polk City strives to maintain a high level of service to our community, but commensurate with financial resources available to fund those services, and with realistic budget requests for expenditures and conservative estimates on revenue. The budget has been developed in accordance with City Ordinances, State and Federal law, and policies and procedures of the City. This budget is based on the most recent workshop of the City Commission.

Proposed Budget Totals

The FY 2021 total budget of \$6,314,257, which is \$112,924 (1.82%) more than the adopted FY 2020 Budget

Total Assessed Taxable Value and Millage Rate

The current year gross taxable value for operating purposes is \$182,545,608; prior year FINAL gross taxable value from prior year applicable Form DR-403 series is \$162,127,299.

The proposed FY 2021 budget is based on a millage rate of 6.0000, which will generate approximately \$1,040,510 in Ad Valorem revenue. The millage rate for FY 2021 stayed the same as the millage rate for FY 2020; however, Polk City lowered the millage rate for the previous six years. The current year proposed rate as a percent change of rolled-back rate is 6.52%. Based on 6.0000 millage rate and assuming a home assessed at \$100,000, which claims the maximum allowable \$50,000 Homestead Exemption, the property owner would pay \$300.00 annually in Ad Valorem taxes.

Revenue Assumption

Revenues are estimated at conservative levels to guard against unanticipated economic shifts, legislative changes, or collection levels. General government revenues are largely budgeted based on historical collection and growth levels.

Utility Fund Revenues are also based on historical usage and/or number of customers and growth levels.

Proposed Expenditures

Payroll/Staffing – The proposed FY 2021 Payroll Budgets operate with a staffing level of 27 full and part-time employees. This is an increase of one (2) employees from the current FY 2020 Budget, which includes an employee in the Public Works Department and an additional position of Water Plant Operator in the Water Department.

Capital Outlay -- The proposed Capital Outlay budgets reflect proposed expenditures of \$973,682 in FY 2021.

Specific improvements include:

- \$5,000 – Fence for Facility (Public Works/Utilities)
- \$650,000 – CDBG (paving, sidewalk, drainage and 2" water line)
- \$25,000 – Replace 2003 F-150
- \$3,500 – Box Trailer – Public Works
- \$2,600 – 60" slope cutter
- \$10,000 – Windows at Library – energy efficiency
- \$2,000 – Library fencing and landscaping
- \$18,000 – Library Books, media and other publications
- \$10,000 – Improvements to Freedom Park
- \$80,000 – Generator at Mt. Olive Water Plant
- \$15,000 – Replace Valves for Defusers at the Aeration Basin
- \$92,682 – Vac and Jetter Trailer
- \$60,000 – Boat w/motor and trailer for Aquatic Weed Spraying and a by-pass pump

Debt Service

- \$119,811 General Fund
- \$799,388 Enterprise Fund

Restricted and Unrestricted Reserves

- \$188,590 in General Fund

- \$361,717 in Enterprise Fund

Major Funds

General Fund. The General Fund is the principal fund of the City and is used to account for all activities not included in other specified funds. It accounts for the normal, recurring activities of the City. Activities of this fund are primarily supported by City Ad Valorem revenues/taxes and Intergovernmental revenues.

Enterprise Fund. The Enterprise Fund is the general expenditure and profit- making fund of the City that includes water and wastewater revenues and expenditures.

Capital Improvement Plan

Staff is working on an updated five-year CIP to identify and plan for major capital improvements, so these major expenses can be properly planned for and funded. Many grant applications receive additional credit based upon approval of a Capital Improvement Program.

Budget Conclusion


It is the role and responsibility of staff to present a balanced budget to the City Commission. Staff recognizes a budget is simply a plan for expenditures for the next fiscal year and understands it may be amended as we go through the fiscal year.

Every municipal budget indicates what areas and functions of government will be funded and what areas and functions will not be funded. It is therefore in reality a policy document. This is consistent with the policy role of the elected body in the Commission Manager form of Government.

As always, all City Departments put forth much effort in the preparation of this document and are to be commended.

We look forward to assisting you in the review process of the Fiscal Year 2020-2021 Budget, as well as an ongoing review once the budget is adopted.

Respectfully submitted,



Patricia R. Jackson
City Manager



Polk City

City Commission

Mayor	Joe LaCascia	Joe.Lacascia@mypolkcitey.org
Vice Mayor	Don Kimsey	Don.Kimsey@mypolkcitey.org
Commissioner	Randy Carroll	Randy.Caroll@mypolkcitey.org
Commissioner	Wayne Harper	Wayne.Harper@mypolkcitey.org
Commissioner	Micheal T. Blethen	Michael.Blethen@mypolkcitey.org

City Management

City Manager	Patricia Jackson	Patricia.Jackson@mypolkcitey.org
Assistant to City Mngr/Deputy City Clerk	Sheandolen Dunn	Sheandolen.Dunn@mypolkcitey.org
Finance Administrator	Joanna Knowles	Joanna.Knowles@mypolkcitey.org
Development Srvcs Director	Kathy Delp	Kathy.Delp@mypolkcitey.org
Public Works Director	Keith Prestage	Keith.Prestage@mypolkcitey.org
Librarian	Suzette Penton	Suzette.Penton@mypolkcitey.org
Utilities Director	Lori Pearson	Lori.Pearson@mypolkcitey.org

MISSION:

We will provide responsive municipal services and manage public assets to enhance the quality of life for our community while respecting our rich environmental resources.

BUDGET SUMMARY



BUDGET SUMMARY
POLK CITY - FISCAL YEAR 2020 - 2021
THE PROPOSED OPERATING BUDGET EXPENDITURES OF POLK CITY ARE 1.82%
MORE THAN LAST YEAR'S TOTAL OPERATING EXPENDITURES.

		<u>GENERAL FUND</u>	<u>ENTERPRISE FUND</u>	<u>TOTAL</u>
CASH CARRYFORWARD		\$ -	\$ -	\$ -
ESTIMATED REVENUES				
Ad Valorem Taxes	Millage Per	\$ 1,040,510		\$ 1,040,510
Local Option, Use & Fuel Taxes	\$1000	\$ 152,957		\$ 152,957
Utility Taxes	6.0000	\$ 205,702		\$ 205,702
Communication Services Taxes		\$ 205,410		\$ 205,410
Local Business Taxes		\$ 7,400		\$ 7,400
Building Permits		\$ 124,890		\$ 124,890
Franchise Fees		\$ 117,178		\$ 117,178
Impact Fees		\$ 57,743	\$ 123,240	\$ 180,983
Other Permits and Fees		\$ 1,900	\$ 18,700	\$ 20,600
Grants and Aids		\$ 650,000		\$ 650,000
Intergovernmental Revenue		\$ 223,368		\$ 223,368
Grants from other Local Units		\$ 31,990		\$ 31,990
Charges For Services		\$ 348,612	\$ 2,755,827	\$ 3,104,439
Transportation User Fees		\$ 16,304		\$ 16,304
Culture/Recreation		\$ 4,500		\$ 4,500
Fines & Forfeitures		\$ 4,000		\$ 4,000
Other Judgments, Fines, Forfeitures		\$ 100	\$ 52,346	\$ 52,446
Interest and Other Earnings		\$ 400		\$ 400
Rents and Royalties		\$ 6,200		\$ 6,200
Other Miscellaneous Revenues		\$ 9,980		\$ 9,980
TOTAL SOURCES		\$ 3,209,144	\$ 2,950,113	\$ 6,159,257
Intragovernmental Transfers In		\$ 155,000	\$ -	\$ 155,000
Fund Balances/Reserves/Net Assets		\$ -	\$ -	\$ -
TOTAL REVENUES, TRANSFERS & BALANCES		\$ 3,364,144	\$ 2,950,113	\$ 6,314,257
EXPENDITURES				
Culture and Recreation		\$ 222,610		\$ 222,610
General Government		\$ 587,554		\$ 587,554
Other Uses		\$ 163,749	\$ 189,749	\$ 353,498
Physical Environment		\$ 464,051	\$ 1,196,333	\$ 1,660,384
Public Safety		\$ 418,776		\$ 418,776
Transportation		\$ 473,001		\$ 473,001
Debt Service		\$ 119,811	\$ 799,388	\$ 919,199
Capital Outlay		\$ 726,000	\$ 247,682	\$ 973,682
TOTAL EXPENDITURES		\$ 3,175,554	\$ 2,433,152	\$ 5,608,706
Transfers Out		\$ -	\$ 155,000	\$ 155,000
Fund Balances/Reserves/Net Assets		\$ 188,590	\$ 361,961	\$ 550,552
TOTAL APPROPRIATED EXPENDITURES, OTHER USES AND RESERVES		\$ 3,364,144	\$ 2,950,113	\$ 6,314,257

Polk City Budget Summary

<u>Account Number</u>	<u>Account Description</u>	<u>FY19 Actual</u>	<u>FY20 - Budget</u>	<u>FY20 06/17/2020 YTD Actual</u>	<u>FY21 - Dept Requested</u>	<u>FY21- Proposed</u>	<u>Estimated FY22 Budget</u>
GENERAL FUND CASH CARRYFORWARD		\$ -	\$ -	\$ -	\$ -	\$ -	\$ -
GENERAL FUND REVENUES							
01-311-000	AD VALOREM TAXES	\$ 782,473	\$ 927,853	\$ 915,012	\$ 1,040,510	\$ 1,040,510	\$ 1,040,510
01-312-000	LOCAL OPTION, USE & FUEL TAXES	\$ 154,360	\$ 152,017	\$ 95,716	\$ 152,957	\$ 152,957	\$ 152,957
01-314-000	UTILITY TAX	\$ 191,442	\$ 167,616	\$ 145,743	\$ 205,702	\$ 205,702	\$ 205,702
01-315-000	COMMUNICATIONS SERVICES TAX	\$ 214,000	\$ 215,244	\$ 136,941	\$ 205,410	\$ 205,410	\$ 205,410
01-316-000	LOCAL BUSINESS TAX	\$ 6,604	\$ 17,500	\$ 7,449	\$ 7,400	\$ 7,400	\$ 11,290
01-322-000	BUILDING PERMITS	\$ 240,322	\$ 224,630	\$ 223,023	\$ 124,890	\$ 124,890	\$ 124,890
01-323-000	FRANCHISE FEES	\$ 107,785	\$ 142,132	\$ 55,371	\$ 117,178	\$ 117,178	\$ 117,178
01-324-000	IMPACT FEES	\$ 157,647	\$ 351,377	\$ 247,335	\$ 57,743	\$ 57,743	\$ 57,743
01-329-000	OTHER PERMITS AND FEES	\$ 10,835	\$ 1,600	\$ 14,200	\$ 1,900	\$ 1,900	\$ 1,900
01-331-000	GRANTS & AIDS - FEDERAL	\$ 60,999	\$ -	\$ 750	\$ 650,000	\$ 650,000	\$ 650,000
01-334-000	GRANTS & AIDS - STATE	\$ 31,250	\$ 30,113	\$ -	\$ -	\$ -	\$ -
01-335-000	INTERGOVERNMENTAL REVENUE	\$ 204,269	\$ 226,790	\$ 153,176	\$ 223,368	\$ 223,368	\$ 223,368
01-337-000	GRANTS FROM OTHER LOCAL UNITS	\$ 33,876	\$ 31,990	\$ 43,226	\$ 31,990	\$ 31,990	\$ 31,990
01-340-000	CHARGES FOR SERVICES	\$ 335,135	\$ 350,498	\$ 233,969	\$ 348,612	\$ 348,612	\$ 348,612
01-344-000	TRANSPORTATION USER FEES	\$ 16,304	\$ 16,304	\$ 8,936	\$ 16,304	\$ 16,304	\$ 16,304
01-347-000	CULTURE/RECREATION	\$ 7,210	\$ 6,000	\$ 4,125	\$ 4,500	\$ 4,500	\$ 4,500
01-351-000	FINES & FORFEITURES	\$ 11,167	\$ 6,500	\$ 7,971	\$ 4,000	\$ 4,000	\$ 4,000
01-359-000	OTHER JUDGEMENTS, FINES, FORFEITURES	\$ 1,107	\$ 200	\$ 540	\$ 100	\$ 100	\$ 100
01-361-000	INTEREST AND OTHER EARNINGS	\$ 1,009	\$ 900	\$ 524	\$ 400	\$ 400	\$ 400
01-362-000	RENTS AND ROYALTIES	\$ 11,600	\$ 7,700	\$ 6,200	\$ 6,200	\$ 6,200	\$ 6,200
01-365-000	SALE OF SURPLUS MATERIALS AND SCRAP	\$ 139	\$ -	\$ -	\$ -	\$ -	\$ -
01-366-000	CONTRIBUTIONS & DONATIONS FROM PRIVATE SOL	\$ 11,001	\$ 4,500	\$ 3,457	\$ 3,380	\$ 3,380	\$ 3,380
01-369-000	OTHER MISCELLANEOUS REVENUES	\$ 13,907	\$ 8,100	\$ 19,882	\$ 6,600	\$ 6,600	\$ 6,600
01-381-000	INTRAGOVERNMENTAL TRANSFERS IN	\$ 25,000	\$ 55,000	\$ -	\$ 145,000	\$ 155,000	\$ 150,000
01-385-000	BOND PROCEEDS	\$ -	\$ -	\$ -	\$ -	\$ -	\$ -
01-386-000	INTRAGOVERNMENTAL TRANSFERS	\$ -	\$ -	\$ -	\$ -	\$ -	\$ -
TOTAL GENERAL FUND REVENUES		\$ 2,629,440	\$ 2,944,564	\$ 2,323,545	\$ 3,354,144	\$ 3,364,144	\$ 3,363,034
TOTAL GENERAL FUND ESTIMATED REVENUES AND CASH CARRYFORWARD:							
		\$ 2,629,440	\$ 2,944,564	\$ 2,323,545	\$ 3,354,144	\$ 3,364,144	\$ 3,363,034
GENERAL FUND EXPENDITURES							
01-511-000	LEGISLATIVE	\$ 20,716	\$ 31,258	\$ 14,206	\$ 34,565	\$ 29,365	\$ 34,565
01-512-000	EXECUTIVE	\$ 228,160	\$ 238,565	\$ 183,401	\$ 301,658	\$ 308,716	\$ 328,529
01-513-000	CITY CLERK	\$ 15,824	\$ 15,700	\$ 4,031	\$ -	\$ -	\$ -
01-514-000	LEGAL COUNSEL	\$ 56,480	\$ 70,000	\$ 37,296	\$ 77,000	\$ 77,000	\$ 83,200
01-515-000	COMPREHENSIVE PLANNING	\$ 58,000	\$ 53,000	\$ 18,750	\$ 32,000	\$ 32,000	\$ 32,000
01-516-000	FINANCE AND ACCOUNTING	\$ 110,830	\$ 131,659	\$ 86,658	\$ 139,068	\$ 140,473	\$ 142,323
01-517-000	DEBT SERVICE PAYMENTS	\$ 119,811	\$ 119,787	\$ 89,858	\$ 119,811	\$ 119,811	\$ 119,811
GENERAL FUND EXPENDITURES con't							

Polk City Budget Summary

<u>Account Number</u>	<u>Account Description</u>	<u>FY19 Actual</u>	<u>FY120 - Budget</u>	<u>FY20 06/26/2019 YTD Actual</u>	<u>FY21 - Dept Requested</u>	<u>FY21- Proposed</u>	<u>Estimated FY22 Budget</u>
01-521-000	LAW ENFORCEMENT	\$ 127,294	\$ 135,363	\$ 97,480	\$ 133,023	\$ 133,023	\$ 139,049
01-524-000	BUILDING AND ZONING	\$ 279,176	\$ 231,373	\$ 188,698	\$ 235,337	\$ 235,637	\$ 235,637
01-529-000	CODE ENFORCEMENT	\$ 39,472	\$ 52,443	\$ 33,215	\$ 48,991	\$ 50,116	\$ 50,134
01-534-000	REFUSE/SANITATION	\$ 226,333	\$ 262,562	\$ 182,558	\$ 277,551	\$ 277,551	\$ 277,551
01-538-000	STORMWATER	\$ 1,912	\$ 21,000	\$ 10,095	\$ 57,000	\$ 57,000	\$ 57,000
01-539-000	GEN GOV'T BUILDINGS	\$ 118,803	\$ 178,700	\$ 107,297	\$ 153,400	\$ 129,500	\$ -
01-541-000	ROADS & STREETS	\$ 340,350	\$ 545,817	\$ 454,089	\$ 527,938	\$ 1,159,001	\$ 86,000
01-571-000	LIBRARY	\$ 141,935	\$ 169,619	\$ 115,248	\$ 211,032	\$ 201,610	\$ 201,827
01-572-000	PARKS	\$ 22,144	\$ 50,200	\$ 27,975	\$ 57,000	\$ 44,000	\$ 44,000
01-574-000	SPECIAL EVENTS - OPERATING EXPENSES	\$ 9,457	\$ 16,500	\$ 12,908	\$ 21,300	\$ 17,000	\$ 17,000
01-590-000	NON-DEPARTMENTAL - OPERATING EXPENSES	\$ 120,201	\$ 621,018	\$ 118,453	\$ 437,105	\$ 352,339	\$ -
	TOTAL GENERAL FUND EXPENDITURES	\$ 2,036,898	\$ 2,944,564	\$ 1,782,216	\$ 2,863,779	\$ 3,364,144	\$ 1,848,627
ENTERPRISE FUND CASH CARRYFORWARD		\$ -	\$ -	\$ -	\$ -	\$ -	\$ -
ENTERPRISE FUND REVENUES							
05-324-000	IMPACT FEES	\$ 297,523	\$ 573,066	\$ 405,771	\$ 123,240	\$ 123,240	\$ 123,240
05-325-000	SPECIAL ASSESSMENTS	\$ 97,627	\$ 133,192	\$ 66,461	\$ 17,400	\$ 17,400	\$ 17,400
05-329-000	OTHER PERMITS AND FEES	\$ 2,661	\$ 2,000	\$ 800	\$ 1,300	\$ 1,300	\$ 1,300
05-331-000	GRANTS & AIDS - FEDERAL	\$ 128,000	\$ -	\$ 469,302			\$ -
05-334-000	GRANTS & AIDS - STATE						\$ -
05-340-000	CHARGES FOR SERVICES	\$ 2,256,979	\$ 2,364,411	\$ 1,639,820	\$ 2,755,827	\$ 2,755,827	\$ 2,755,827
05-359-000	OTHER JUDGEMENTS, FINES, & FORFEITURES	\$ 63,351	\$ 54,100	\$ 33,113	\$ 52,346	\$ 52,346	\$ 52,346
05-361-000	INTEREST INCOME						\$ -
05-365-000	SALE OF SURPLUS MATERIALS AND SCRAP						\$ -
05-366-000	CONTRIBUTIONS & DONATIONS FROM PRIVATE						\$ -
05-369-000	OTHER MISCELLANEOUS INCOME	\$ -	\$ -	\$ -			\$ -
05-381-000	INTRAGOVERNMENTAL TRANSFERS IN	\$ -	\$ 130,000	\$ -	\$ -	\$ -	\$ -
05-385-000	BOND PROCEEDS	\$ -	\$ -	\$ -	\$ -	\$ -	\$ -
05-386-000	INTRAGOVERNMENTAL TRANSFERS						\$ -
	TOTAL ENTERPRISE FUND REVENUES	\$ 2,846,142	\$ 3,256,769	\$ 2,615,267	\$ 2,950,113	\$ 2,950,113	\$ 2,950,113
TOTAL ENTERPRISE FUND ESTIMATED REVENUES AND CASH CARRYFORWARD:		\$ 2,846,142	\$ 3,256,769	\$ 2,615,267	\$ 2,950,113	\$ 2,950,113	\$ 2,950,113
ENTERPRISE FUND EXPENDITURES							
05-535-000	SEWER OPERATIONS	\$ 909,442	\$ 1,688,153	\$ 774,187	\$ 1,158,879	\$ 1,255,690	\$ 1,028,565
05-533-000	WATER OPERATIONS	\$ 616,127	\$ 1,104,267	\$ 644,577	\$ 979,039	\$ 987,713	\$ 906,699
05-590-000	NON-DEPARTMENTAL	\$ 215,936	\$ 464,349	\$ 156,287	\$ 654,512	\$ 706,710	\$ 669,512
	TOTAL ENTERPRISE FUND EXPENDITURES	\$ 1,741,505	\$ 3,256,769	\$ 1,575,051	\$ 2,792,431	\$ 2,950,113	\$ 2,604,776

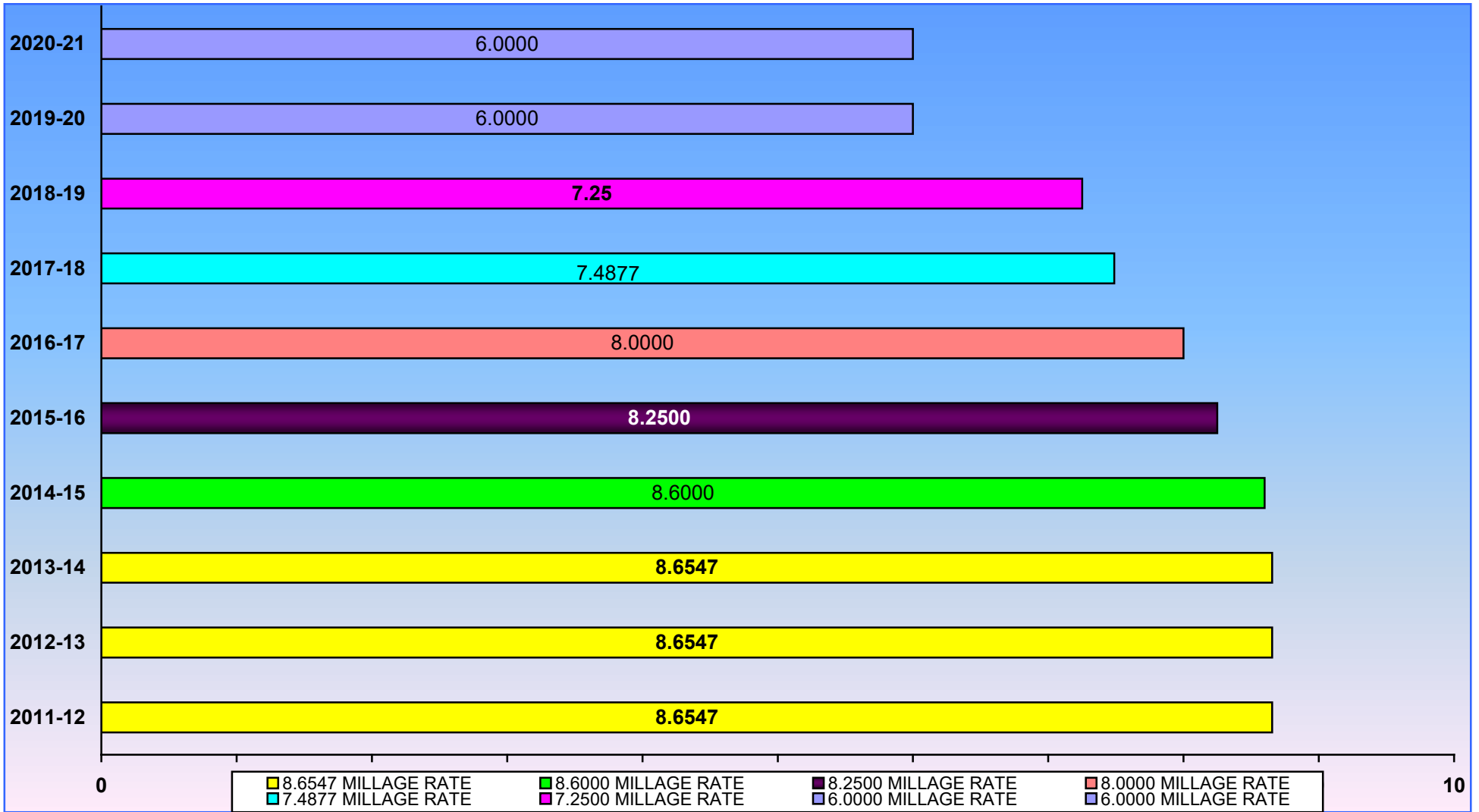
Polk City Budget Summary

<u>Account Number</u>	<u>Account Description</u>	<u>FY19 Actual</u>	<u>FY20 - Budget</u>	<u>FY20 06/17/2019 YTD Actual</u>	<u>FY21 - Dept Requested</u>	<u>FY21- Proposed</u>	<u>Estimated FY22 Budget</u>
CITY WIDE CASH CARRYFORWARD		\$ -	\$ -	\$ -	\$ -	\$ -	\$ -
CITY WIDE REVENUE TOTALS		\$ 5,475,582	\$ 6,201,333	\$ 4,938,811	\$ 6,304,257	\$ 6,314,257	\$ 6,313,147
CITY WIDE EXPENDITURE TOTALS		\$ 3,778,403	\$ 6,201,333	\$ 3,357,267	\$ 5,656,210	\$ 6,314,257	\$ 4,453,403
				\$ 1,581,544	\$ 648,047	\$ 0	\$ 1,859,744
	GENERAL FUND REVENUES LESS EXPENSES	\$ 592,542	\$ -	\$ 541,328	\$ 490,365	\$ 0	\$ 1,514,407
	ENTERPRISE FUND REVENUES LESS EXPENSES	\$ 1,104,637	\$ -	\$ 1,040,215	\$ 157,682	\$ (0)	\$ 345,337

GRAPHS

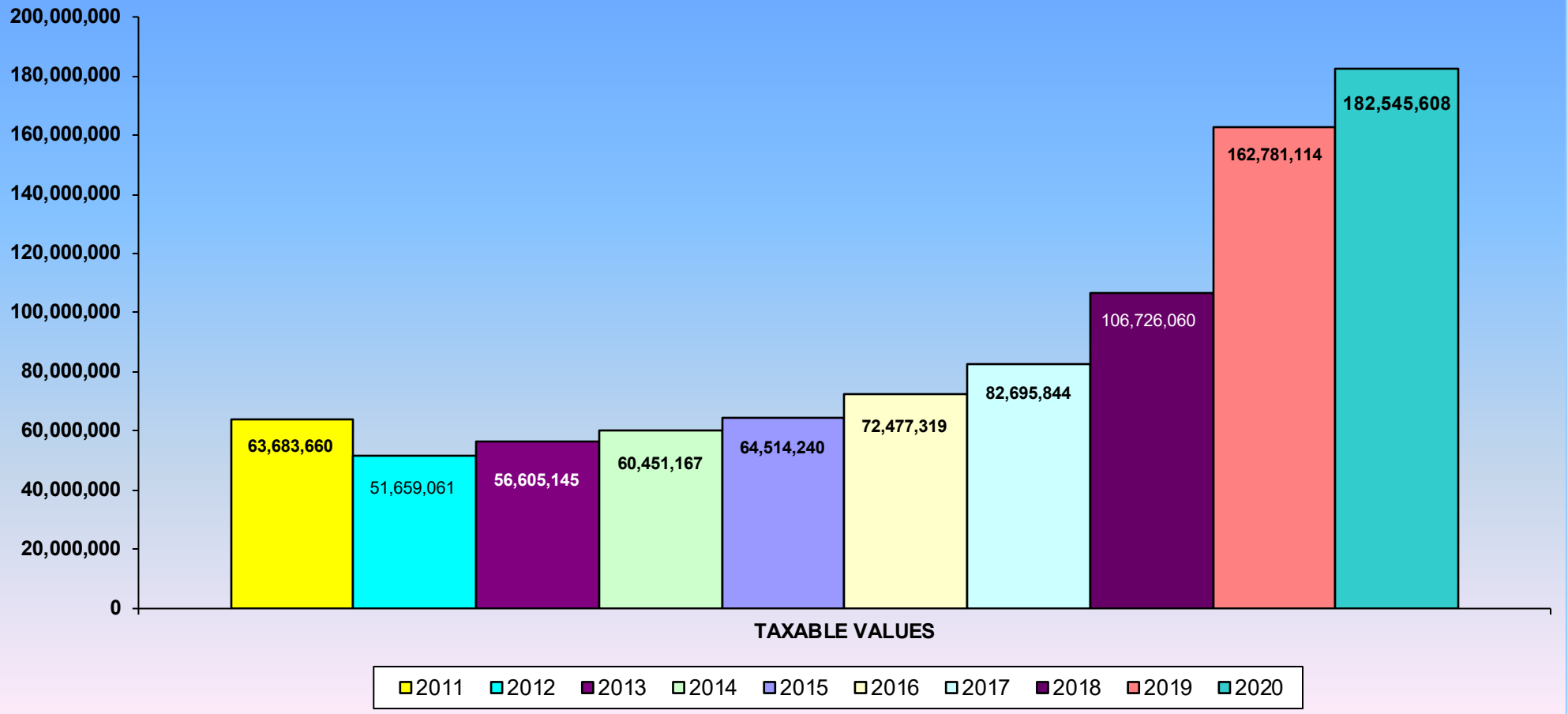


POLK CITY TEN-YEAR MILLAGE RATE HISTORY

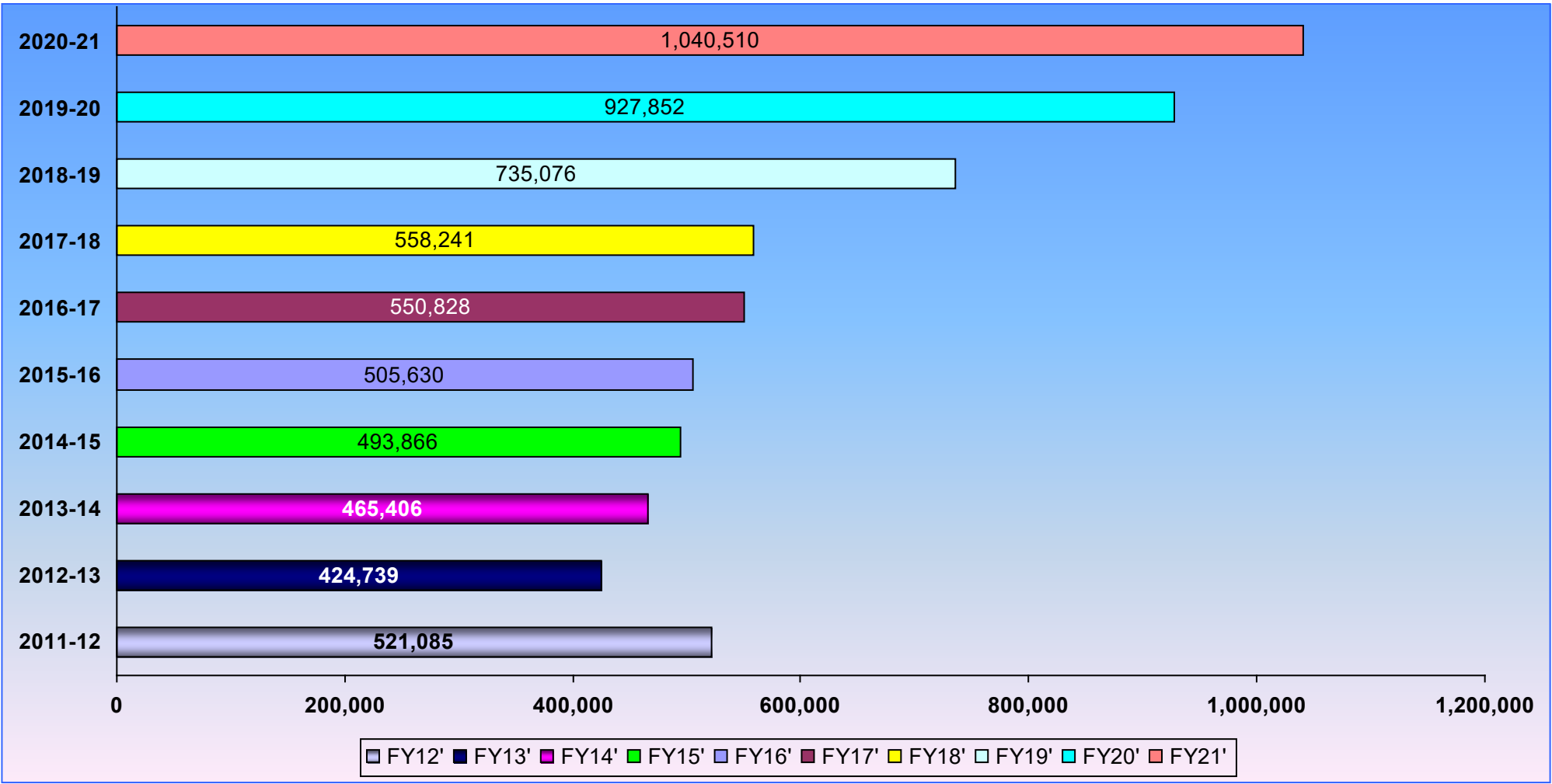


POLK CITY
CHANGE IN TAXABLE VALUES

Taxable Values 2011 – 2020



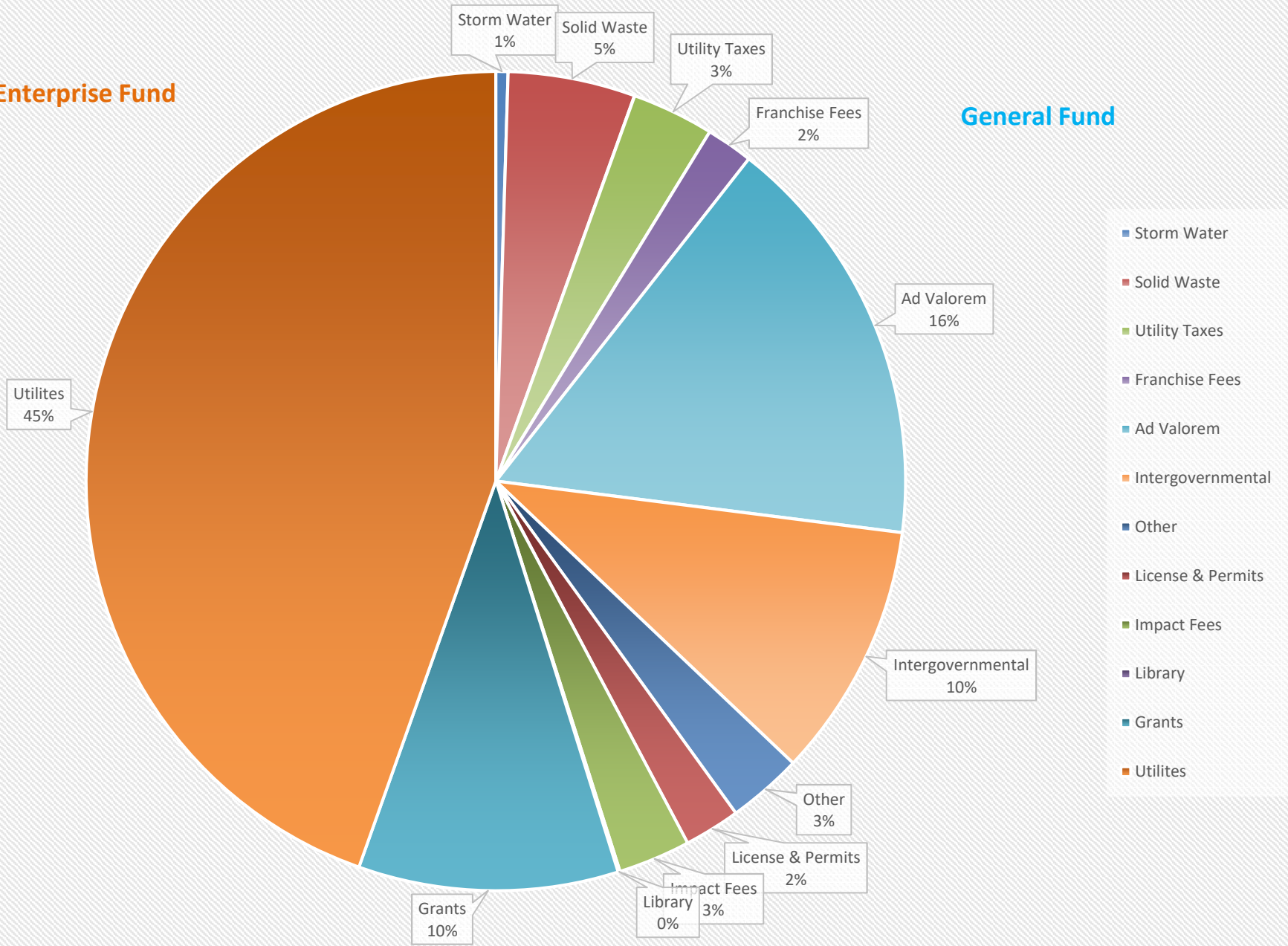
POLK CITY
TEN-YEAR BUDGETED AD VALOREM TAX
REVENUE HISTORY



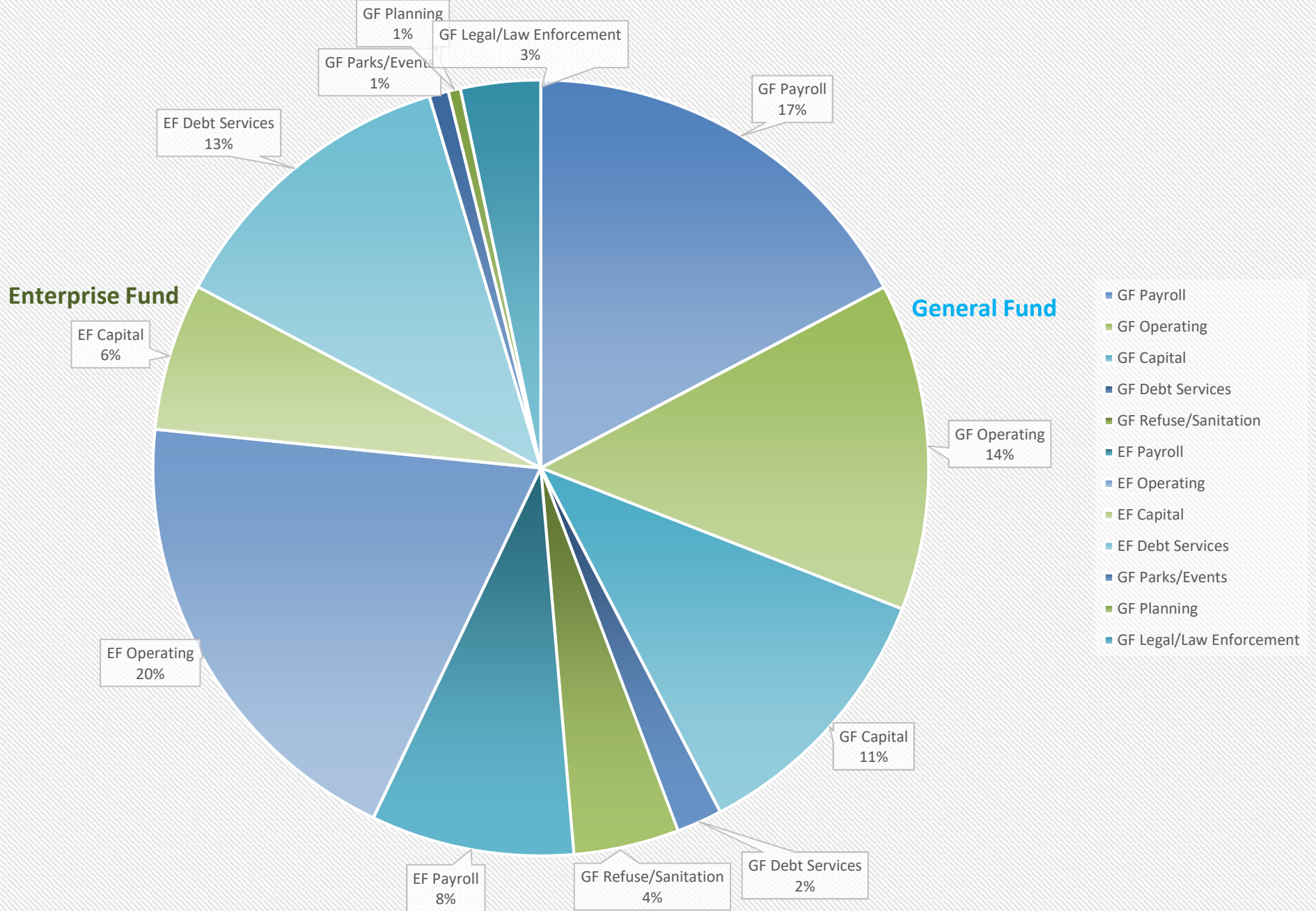
Polk City FY21 Revenue Projections

Enterprise Fund

General Fund



Polk City FY21 Expense Projections



GENERAL FUND

Revenues



Polk City FY2021 General Fund Revenues

<u>Account Number</u>	<u>Account Description</u>	<u>FY19 Actual</u>	<u>FY20 - Budget</u>	<u>FY20 06/17/2019 YTD Actual</u>	<u>FY21 - Dept Requested</u>	<u>FY21- Proposed</u>	<u>Estimated FY22 Budget</u>
01-311-000	AD VALOREM TAXES						
01-311-100	Ad Valorem Taxes	\$ 782,473	\$ 927,853	\$ 915,012	\$ 1,040,510	\$ 1,040,510	\$ 1,040,510
		\$ 782,473	\$ 927,853	\$ 915,012	\$ 1,040,510	\$ 1,040,510	\$ 1,040,510
01-312-000	LOCAL OPTION, USE & FUEL TAXES						
01-312-300	9th Cent Gas Tax	\$ 15,348	\$ 14,594	\$ 9,312	\$ 13,968	\$ 13,968	\$ 13,968
01-312-400	Local Option Gas Tax	\$ 85,234	\$ 84,702	\$ 49,946	\$ 86,258	\$ 86,258	\$ 86,258
01-312-410	New Local Option Gas Tax	\$ 53,779	\$ 52,721	\$ 36,458	\$ 52,731	\$ 52,731	\$ 52,731
		\$ 154,360	\$ 152,017	\$ 95,716	\$ 152,957	\$ 152,957	\$ 152,957
01-314-000	UTILITY TAX						
01-314-100	Electric	\$ 118,048	\$ 102,387	\$ 75,053	\$ 112,579	\$ 112,579	\$ 112,579
01-314-300	Water - Utilities	\$ 65,510	\$ 57,258	\$ 58,750	\$ 88,123	\$ 88,123	\$ 88,123
01-314-301	Water - Readiness to Serve		\$ 2,171		\$ -	\$ -	\$ -
01-314-400	Gas	\$ 7,884	\$ 5,800	\$ 11,939	\$ 5,000	\$ 5,000	\$ 5,000
		\$ 191,442	\$ 167,616	\$ 145,743	\$ 205,702	\$ 205,702	\$ 205,702
01-315-000	COMMUNICATIONS SERVICES TAX						
01-315-100	Communications Services Tax	\$ 214,000	\$ 215,244	\$ 136,941	\$ 205,410	\$ 205,410	\$ 205,410
		\$ 214,000	\$ 215,244	\$ 136,941	\$ 205,410	\$ 205,410	\$ 205,410
01-316-000	LOCAL BUSINESS TAX						
01-316-100	Local Business Licenses	\$ 5,344	\$ 17,500	\$ 7,150	\$ 7,100	\$ 7,100	\$ 7,100
01-316-102	County - Local Business Tax	\$ 1,260	\$ -	\$ 299	\$ 300	\$ 300	\$ 300
		\$ 6,604	\$ 17,500	\$ 7,449	\$ 7,400	\$ 7,400	\$ 7,400
01-322-000	BUILDING PERMITS						
01-322-100	Building Permits	\$ 39,809	\$ 54,075	\$ 66,992	\$ 11,290	\$ 11,290	\$ 11,290
01-322-101	Bldg Permit - Plan Checking	\$ 19,078	\$ 26,780	\$ 33,486	\$ 5,100	\$ 5,100	\$ 5,100
01-322-102	Bldg Permit - Admin Fee	\$ 5,120	\$ 2,060	\$ 3,540	\$ 400	\$ 400	\$ 400
01-322-103	Bldg Permit - Electrical	\$ 8,895	\$ 12,875	\$ 12,045	\$ 2,500	\$ 2,500	\$ 2,500
01-322-104	Bldg Permit - Plumbing	\$ 7,900	\$ 12,875	\$ 10,203	\$ 2,500	\$ 2,500	\$ 2,500
01-322-105	Bldg Permit - Mechanical	\$ 8,725	\$ 12,875	\$ 11,650	\$ 2,500	\$ 2,500	\$ 2,500
01-322-106	Bldg Permit - T Pole	\$ -			\$ -	\$ -	\$ -
01-322-107	Bldg Permit - Cert of Occupancy	\$ 3,450	\$ 3,090	\$ 1,660	\$ 600	\$ 600	\$ 600
01-322-108	Bldg Permit - Inspections	\$ 147,288	\$ 100,000	\$ 83,448	\$ 100,000	\$ 100,000	\$ 100,000
01-322-109	Bldg Permit - Demolition	\$ 58			\$ -	\$ -	\$ -
01-322-110	Bldg Permit - Sign Fee				\$ -	\$ -	\$ -
01-322-111	Bldg Permit - Gas				\$ -	\$ -	\$ -
01-322-190	Impact Fee Retainage				\$ -	\$ -	\$ -
01-322-200	DCA Radon - Retainage				\$ -	\$ -	\$ -
01-322-300	BCAIB - Retainage				\$ -	\$ -	\$ -
01-322-400	Variance Request Fees				\$ -	\$ -	\$ -
01-322-500	Development Fees				\$ -	\$ -	\$ -
		\$ 240,322	\$ 224,630	\$ 223,023	\$ 124,890	\$ 124,890	\$ 124,890
01-323-000	FRANCHISE FEES						
01-323-100	Electric	\$ 74,157	\$ 76,492	\$ 26,267	\$ 76,492	\$ 76,492	\$ ¹⁴ 76,492

<u>Account Number</u>	<u>Account Description</u>	<u>FY20 06/17/2019</u>			<u>FY21 - Dept</u>	<u>FY21-</u>	<u>Estimated</u>
		<u>FY19 Actual</u>	<u>FY20 - Budget</u>	<u>YTD Actual</u>	<u>Requested</u>	<u>Proposed</u>	<u>FY22 Budget</u>
01-323-300	Solid Waste	\$ 33,628	\$ 65,640	\$ 29,104	\$ 40,686	\$ 40,686	\$ 40,686
		\$ 107,785	\$ 142,132	\$ 55,371	\$ 117,178	\$ 117,178	\$ 117,178
01-324-000	IMPACT FEES						
01-324-100	Police - Public Safety Impact Fee	\$ 27,090	\$ 59,984	\$ 43,671	\$ 1,290	\$ 1,290	\$ 1,290
01-324-110	Fire/Rescue - Public Safety Impact Fee	\$ 14,495	\$ 32,095	\$ 22,432	\$ 690	\$ 690	\$ 690
01-324-610	Parks & Recreation Impact Fee	\$ 42,647	\$ 96,734	\$ 67,610	\$ 20,803	\$ 20,803	\$ 20,803
01-324-710	Public Facilities Impact Fee	\$ 73,416	\$ 162,564	\$ 113,621	\$ 34,960	\$ 34,960	\$ 34,960
		\$ 157,647	\$ 351,377	\$ 247,335	\$ 57,743	\$ 57,743	\$ 57,743
01-329-000	OTHER PERMITS AND FEES						
01-329-210	Yard Sale Permits	\$ -	\$ -				
01-329-220	Site Plan Reviews	\$ 10,835	\$ 1,600	\$ 14,200	\$ 1,900	\$ 1,900	\$ 1,900
		\$ 10,835	\$ 1,600	\$ 14,200	\$ 1,900	\$ 1,900	\$ 1,900
01-331-000	GRANTS & AIDS - FEDERAL						
01-331-391	FEMA Grant	\$ -	\$ -	\$ -	\$ -	\$ -	\$ -
01-331-400	FEMA Federal Reimb- Irma 2017	\$ 60,999	\$ -	\$ 750	\$ -	\$ -	\$ -
		\$ 60,999	\$ -	\$ 750	\$ -	\$ -	\$ -
01-331-510	CDBG						
01-331-500	Community Development Block Grant				\$ 650,000	\$ 650,000	\$ 650,000
01-331-700	FRDAP Grants						
		\$ -	\$ -	\$ -	\$ 650,000	\$ 650,000	\$ 650,000
01-334-000	GRANTS & AIDS - STATE						
01-334-201	Justice Assistance Grant (JAG)	\$ -	\$ 5,113	\$ -			
01-334-400	FEMA State Reimb- Irma 2017	\$ 1,250					
01-334-900	CIBR Grants						
01-334-910	DEO Community Planning Assistance Grant	\$ 30,000	\$ 25,000	\$ -			
		\$ 31,250	\$ 30,113	\$ -	\$ -	\$ -	\$ -
01-335-000	INTERGOVERNMENTAL REVENUE						
01-335-120	MRS - State Sales Tax	\$ 58,081	\$ 58,720	\$ 43,171	\$ 59,636	\$ 59,636	\$ 59,636
01-335-122	SRS - 8th Cent. Motor Fuel Tax	\$ 17,726	\$ 17,888	\$ 12,636	\$ 17,415	\$ 17,415	\$ 17,415
01-335-123	MRS - Municipal Fuel Tax	\$ 52	\$ 50	\$ 5	\$ 7	\$ 7	\$ 7
01-335-140	Mobile Home License	\$ 5,455	\$ 5,486	\$ 5,263	\$ 5,184	\$ 5,184	\$ 5,184
01-335-150	Alcoholic Beverage License	\$ 1,126	\$ 1,126	\$ 979	\$ 1,126	\$ 1,126	\$ 1,126
01-335-180	Half-Cent Sales Tax	\$ 121,829	\$ 143,520	\$ 91,123	\$ 140,000	\$ 140,000	\$ 140,000
		\$ 204,269	\$ 226,790	\$ 153,176	\$ 223,368	\$ 223,368	\$ 223,368
01-337-000	GRANTS FROM OTHER LOCAL UNITS						
01-337-100	Library Coop Funding	\$ 33,876	\$ 31,990	\$ 43,226	\$ 31,990	\$ 31,990	\$ 31,990
01-337-700	Library Grants				\$ -		
01-337-800	Municipal Board of Examiners Funds				\$ -		
		\$ 33,876	\$ 31,990	\$ 43,226	\$ 31,990	\$ 31,990	\$ 31,990
01-340-000	CHARGES FOR SERVICES						
01-340-400	Solid Waste	\$ 303,419	\$ 326,479	\$ 211,382	\$ 318,612	\$ 318,612	\$ 318,612
01-340-700	Stormwater Utility Fees	\$ 31,540	\$ 24,019	\$ 22,408	\$ 30,000	\$ 30,000	\$ 30,000
01-340-900	Notary Fees	\$ 175		\$ 180	\$ -		
		\$ 335,135	\$ 350,498	\$ 233,969	\$ 348,612	\$ 348,612	\$ 348,612
01-344-000	TRANSPORTATION USER FEES						

<u>Account Number</u>	<u>Account Description</u>	<u>FY19 Actual</u>	<u>FY20 - Budget</u>	<u>FY20 06/17/2019 YTD Actual</u>	<u>FY21 - Dept Requested</u>	<u>FY21- Proposed</u>	<u>Estimated FY22 Budget</u>
01-344-900	FDOT Maintenance Agreement	\$ 16,304	\$ 16,304	\$ 8,936	\$ 16,304	\$ 16,304	\$ 16,304
		\$ 16,304	\$ 16,304	\$ 8,936	\$ 16,304	\$ 16,304	\$ 16,304
01-347-000	CULTURE/RECREATION						
01-347-100	Library Income	\$ 7,210	\$ 6,000	\$ 4,125	\$ 4,500	\$ 4,500	\$ 4,500
		\$ 7,210	\$ 6,000	\$ 4,125	\$ 4,500	\$ 4,500	\$ 4,500
01-351-000	FINES & FORFEITURES						
01-351-110	Police Fines				\$ 4,000	\$ 4,000	\$ 4,000
01-351-200	Fines, Penalties, and Forfeitures	\$ 11,167	\$ 6,500	\$ 7,971	\$ -		
01-351-300	Code Enforcement Fines				\$ -		
		\$ 11,167	\$ 6,500	\$ 7,971	\$ 4,000	\$ 4,000	\$ 4,000
01-359-000	OTHER JUDGEMENTS, FINES, FORFEITURES						
01-359-100	Other Fines and/or Forfeitures	\$ 903		\$ 436			
01-359-200	Non Sufficient Funds						
01-359-300	Late Fees	\$ 204	\$ 200	\$ 104	\$ 100	\$ 100	\$ 100
		\$ 1,107	\$ 200	\$ 540	\$ 100	\$ 100	\$ 100
01-361-000	INTEREST AND OTHER EARNINGS						
01-361-100	Interest Income	\$ 1,009	\$ 900	\$ 524	\$ 400	\$ 400	\$ 400
		\$ 1,009	\$ 900	\$ 524	\$ 400	\$ 400	\$ 400
01-362-000	RENTS AND ROYALTIES						
01-362-100	Activity Center Rentals	\$ 3,150	\$ 2,700	\$ 700	\$ 700	\$ 700	\$ 700
01-362-200	Donald Bronson Community Center Rentals	\$ 8,450	\$ 5,000	\$ 5,500	\$ 5,500	\$ 5,500	\$ 5,500
		\$ 11,600	\$ 7,700	\$ 6,200	\$ 6,200	\$ 6,200	\$ 6,200
01-365-000	SALE OF SURPLUS MATERIALS AND SCRAP						
01-365-100	Sales of Surplus Property	\$ 139			\$ -		
		\$ 139	\$ -	\$ -	\$ -	\$ -	\$ -
01-366-000	CONTRIBUTIONS & DONATIONS FROM PRIVATE SOURCES						
01-366-100	Private Donations	\$ 490	\$ 500		\$ -		
01-366-101	Private Donations - Christmas	\$ 2,000	\$ 2,000	\$ 1,775	\$ 1,775	\$ 1,775	\$ 1,775
01-366-102	Private Donations - Halloween	\$ 1,000	\$ 1,000	\$ 1,605	\$ 1,605	\$ 1,605	\$ 1,605
01-366-104	Private Donations - Music Festival	\$ -			\$ -		
01-366-110	Private Donations - Library	\$ 7,511	\$ 1,000	\$ 77	\$ -		
01-366-200	Revenue from Brick Sales	\$ -			\$ -		
		\$ 11,001	\$ 4,500	\$ 3,457	\$ 3,380	\$ 3,380	\$ 3,380
01-369-000	OTHER MISCELLANEOUS REVENUES						
01-369-100	Misc. Income	\$ 943	\$ 100	\$ 8,632	\$ 100	\$ 100	\$ 100
01-369-101	Misc - Copies and Faxes	\$ 105	\$ 100		\$ -		
01-369-102	Misc - Collection Allowance	\$ 6,488	\$ 5,000	\$ 7,840	\$ 5,000	\$ 5,000	\$ 5,000
01-369-103	Misc - Records Requests	\$ 180			\$ -		
01-369-110	Refund of Overpayments	\$ 320			\$ -		
01-369-111	Misc - Cash Drawer Overage				\$ -		
01-369-120	Misc - Christmas		\$ 160	\$ 300	\$ -		
01-369-130	Misc - Halloween		\$ 240	\$ 60	\$ -		
01-369-140	Misc - City Wide Yard Sale				\$ -		
01-369-140	Misc - Music Festival				\$ -		
01-369-190	Misc - Van Fleet Cycling Challenge				\$ -		

<u>Account Number</u>	<u>Account Description</u>	<u>FY19 Actual</u>	<u>FY20 - Budget</u>	<u>FY20 06/17/2019 YTD Actual</u>	<u>FY21 - Dept Requested</u>	<u>FY21- Proposed</u>	<u>Estimated FY22 Budget</u>
01-369-195	Misc - Ridge League Dinner				\$ -		
01-369-200	Transfer From Street Funds				\$ -		
01-369-300	Reappropriation of Surplus				\$ -		
01-369-400	Insurance Proceeds	\$ 2,215	\$ 2,000	\$ 2,155	\$ 1,500	\$ 1,500	\$ 1,500
01-369-401	Insurance - Claims	\$ 2,265			\$ -		
01-369-500	Refund of State Gas Tax	\$ 1,391	\$ 500	\$ 894	\$ -		
		\$ 13,907	\$ 8,100	\$ 19,882	\$ 6,600	\$ 6,600	\$ 6,600
01-381-000	INTRAGOVERNMENTAL TRANSFERS IN						
01-381-400	Transfer From Enterprise Fund	\$ 25,000	\$ 25,000	\$ -	\$ 145,000	\$ 155,000	\$ 150,000
01-381-900	Cash Carry Forward		\$ 30,000		\$ -		
		\$ 25,000	\$ 55,000	\$ -	\$ 145,000	\$ 155,000	\$ 150,000
01-385-000	BOND PROCEEDS						
01-385-100	Bond Proceeds	\$ -	\$ -	\$ -	\$ -	\$ -	\$ -
		\$ -	\$ -	\$ -	\$ -	\$ -	\$ -
01-386-000	INTRAGOVERNMENTAL TRANSFERS						
01-386-100	USDA Grant Proceeds	\$ -	\$ -	\$ -	\$ -	\$ -	\$ -
		\$ -	\$ -	\$ -	\$ -	\$ -	\$ -
01-387-000	INTRAGOVERNMENTAL TRANSFERS						
01-387-100	Loan Proceeds	\$ -	\$ -	\$ -	\$ -	\$ -	\$ -
		\$ -	\$ -	\$ -	\$ -	\$ -	\$ -
	TOTAL GENERAL FUND REVENUES	\$ 2,629,440	\$ 2,944,564	\$ 2,323,545	\$ 3,354,144	\$ 3,364,144	\$ 3,359,144

GENERAL FUND

Expenditures



Legislative Budget

<u>Account Number</u>	<u>Account Description</u>	<u>FY19 Actual</u>	<u>FY20 - Budget</u>	<u>FY20</u>	<u>FY21 - Dept</u>	<u>FY21-</u>	<u>Estimated</u>
				<u>06/17/2020 YTD</u>			
01-511-100	LEGISLATIVE - PERSONNEL EXPENSES						
01-511-120	Regular Salary - Wages - Legislative	\$ 7,864	\$ 10,800	\$ 7,200	\$ 10,800	\$ 10,800	\$ 10,800
01-511-160	Bonuses and Gift Certificates - Legislat	\$ 2,166	\$ 2,500	\$ 2,707	\$ 2,500	\$ 2,500	\$ 2,500
01-511-210	Fica Taxes - Legislative	\$ 767	\$ 1,033	\$ 758	\$ 1,245	\$ 1,245	\$ 1,245
01-511-240	Worker's Compensation - Legislative	\$ 11	\$ 25	\$ 14	\$ 20	\$ 20	\$ 20
		<u>\$ 10,808</u>	<u>\$ 14,358</u>	<u>\$ 10,679</u>	<u>\$ 14,565</u>	<u>\$ 14,565</u>	<u>\$ 14,565</u>
01-511-300	LEGISLATIVE - OPERATING EXPENSES						
01-511-310	Professional Services - Legislative	\$ -					
01-511-400	Travel and Training - Legislative	\$ 5,034	\$ 5,500	\$ 100	\$ 6,500	\$ 4,500	\$ 6,500
01-511-470	Printing and Reproduction - Legislative	\$ 55	\$ 500	\$ 56	\$ 500	\$ 300	\$ 500
01-511-480	Promo Activities & Legal Ads - Legislati	\$ -	\$ 3,000	\$ -	\$ 3,500	\$ 2,500	\$ 3,500
01-511-490	Other Current Charges - Legislative	\$ 150	\$ 2,500	\$ -	\$ 3,000	\$ 2,000	\$ 3,000
01-511-510	Office Supplies - Legislative	\$ 142	\$ 400	\$ 53	\$ 500	\$ 500	\$ 500
01-511-520	Operating Supplies - Legislative	\$ 857	\$ 1,000	\$ 115	\$ 2,000	\$ 1,000	\$ 2,000
01-511-540	Books, Pub., Sub., & Memberships - Legis	\$ 3,670	\$ 4,000	\$ 3,203	\$ 4,000	\$ 4,000	\$ 4,000
		<u>\$ 9,908</u>	<u>\$ 16,900</u>	<u>\$ 3,527</u>	<u>\$ 20,000</u>	<u>\$ 14,800</u>	<u>\$ 20,000</u>
01-511-600	LEGISLATIVE - CAPITAL OUTLAY						
01-511-640	Machinery & Equipment - Legislative		\$ -		\$ -	\$ -	\$ -
		<u>\$ -</u>	<u>\$ -</u>	<u>\$ -</u>	<u>\$ -</u>	<u>\$ -</u>	<u>\$ -</u>
	DEPARTMENT TOTAL	<u>\$ 20,716</u>	<u>\$ 31,258</u>	<u>\$ 14,206</u>	<u>\$ 34,565</u>	<u>\$ 29,365</u>	<u>\$ 34,565</u>

Executive Budget

<u>Account Number</u>	<u>Account Description</u>	<u>FY19 Actual</u>	<u>FY20 - Budget</u>	<u>FY20</u>		<u>FY21 - Dept Requested</u>	<u>FY21- Proposed</u>	<u>Estimated FY22 Budget</u>
				<u>06/17/2020</u>	<u>YTD Actual</u>			
01-512-100	EXECUTIVE - PERSONNEL EXPENSES							
01-512-120	Regular Salary - Wages - Executive	\$ 137,526	\$ 139,276	\$ 106,342	\$ 171,621	\$ 174,425	\$ 186,538	
01-512-130	Other Salaries and Wages - Executive	\$ 4,800	\$ 4,800	\$ 3,323	\$ 4,800	\$ 4,800	\$ 4,800	
01-512-140	Overtime - Executive	\$ 72	\$ -	\$ -	\$ -	\$ -	\$ -	
01-512-160	Bonuses and Gift Certificates - Executive	\$ 21,056	\$ 22,750	\$ 25,663	\$ 26,500	\$ 26,500	\$ 26,500	
01-512-210	Fica Taxes - Executive	\$ 12,250	\$ 11,022	\$ 10,460	\$ 13,129	\$ 18,101	\$ 18,101	
01-512-220	Retirement Contribution - Executive	\$ 25,392	\$ 26,529	\$ 21,744	\$ 37,335	\$ 37,616	\$ 37,616	
01-512-230	Life & Health Insurance - Executive	\$ 16,400	\$ 18,868	\$ 12,736	\$ 19,078	\$ 19,078	\$ 19,078	
01-512-240	Worker's Compensation - Executive	\$ 194	\$ 320	\$ 175	\$ 295	\$ 297	\$ 297	
		<u>\$ 217,690</u>	<u>\$ 223,565</u>	<u>\$ 180,444</u>	<u>\$ 272,758</u>	<u>\$ 280,816</u>	<u>\$ 292,929</u>	
01-512-300	EXECUTIVE - OPERATING EXPENSES							
01-512-310	Professional Services - Executive	\$ 32	\$ 300	\$ -				
01-512-400	Travel and Training - Executive	\$ 4,133	\$ 5,500	\$ 1,267	\$ 10,000	\$ 9,000	\$ 12,000	
01-512-410	Communication Services - Executive	\$ 739	\$ 700	\$ 509	\$ 1,400	\$ 1,400	\$ 1,400	
01-512-420	Education Reimbursement - Executive	\$ -	\$ -	\$ -	\$ -	\$ -	\$ -	
01-512-440	Rentals and Leases - Executive	\$ -	\$ -	\$ -	\$ -	\$ -	\$ -	
01-512-460	Repairs and Maintenance - Executive	\$ -	\$ -	\$ -	\$ -	\$ -	\$ -	
01-512-470	Printing and Reproduction - Executive	\$ -	\$ 200	\$ 134	\$ 5,000	\$ 5,000	\$ 6,000	
01-512-480	Promo Activities & Legal Ads - Executive	\$ -	\$ 800	\$ -	\$ 1,500	\$ 1,500	\$ 1,500	
01-512-490	Other Current Charges - Executive	\$ 2,780	\$ 3,500	\$ 63	\$ 1,500	\$ 1,500	\$ 4,500	
01-512-492	Recording & Other Fees - City Clerk	\$ -	\$ -	\$ -	\$ 1,500	\$ 1,500	\$ 1,500	
01-512-510	Office Supplies - Executive	\$ 363	\$ 1,000	\$ 114	\$ 2,000	\$ 2,000	\$ 2,500	
01-512-520	Operating Supplies - Executive	\$ 1,534	\$ 1,000	\$ 124	\$ 3,000	\$ 3,000	\$ 3,000	
01-512-540	Books, Pub., Sub., & Memberships - Execu	\$ 889	\$ 2,000	\$ 746	\$ 3,000	\$ 3,000	\$ 3,200	
		<u>\$ 10,470</u>	<u>\$ 15,000</u>	<u>\$ 2,957</u>	<u>\$ 28,900</u>	<u>\$ 27,900</u>	<u>\$ 35,600</u>	
01-512-600	EXECUTIVE - CAPITAL OUTLAY							
01-512-630	Improvements Other than Building - Execu						\$ -	
01-512-640	Machinery & Equipment - Executive						\$ -	
01-512-660	Books, Pub.& Library Materials - Executi						\$ -	
		<u>\$ -</u>	<u>\$ -</u>	<u>\$ -</u>	<u>\$ -</u>	<u>\$ -</u>	<u>\$ -</u>	
DEPARTMENT TOTAL		<u>\$ 228,160</u>	<u>\$ 238,565</u>	<u>\$ 183,401</u>	<u>\$ 301,658</u>	<u>\$ 308,716</u>	<u>\$ 328,529</u>	

Legal Counsel Budget

<u>Account Number</u>	<u>Account Description</u>	<u>FY19 Actual</u>	<u>FY20 - Budget</u>	<u>FY20</u>	<u>FY21 - Dept</u>	<u>FY21-</u>	<u>Estimated</u>
				<u>06/17/2020</u>			
01-514-300	LEGAL COUNSEL - OPERATING EXPENSES						
01-514-310	Professional Services - Legal Counsel	\$ 42,992	\$ 60,000	\$ 32,994	\$ 65,000	\$ 65,000	\$ 70,000
01-514-480	Promo Activities & Legal Ads - Legal Cou	\$ 13,488	\$ 10,000	\$ 4,302	\$ 12,000	\$ 12,000	\$ 13,200
01-514-490	Other Current Charges - Legal Counsel						
01-514-492	Recording & Other Fees - Legal Counsel						
		<u>\$ 56,480</u>	<u>\$ 70,000</u>	<u>\$ 37,296</u>	<u>\$ 77,000</u>	<u>\$ 77,000</u>	<u>\$ 83,200</u>
01-514-600	LEGAL COUNSEL - CAPITAL OUTLAY						
01-514-640	Machinery & Equipment - Legal Counsel	\$ -	\$ -	\$ -	\$ -	\$ -	\$ -
		<u>\$ -</u>	<u>\$ -</u>	<u>\$ -</u>	<u>\$ -</u>	<u>\$ -</u>	<u>\$ -</u>
	DEPARTMENT TOTAL	<u>\$ 56,480</u>	<u>\$ 70,000</u>	<u>\$ 37,296</u>	<u>\$ 77,000</u>	<u>\$ 77,000</u>	<u>\$ 83,200</u>

Comprehensive Planning Budget

<u>Account Number</u>	<u>Account Description</u>	<u>FY19 Actual</u>	<u>FY20 - Budget</u>	<u>FY20</u>		<u>FY21 - Dept Requested</u>	<u>FY21- Proposed</u>	<u>Estimated FY22 Budget</u>
				<u>06/17/2020 YTD Actual</u>				
01-515-300	COMPREHENSIVE PLANNING - OPERATING EXPENSE							
01-515-310	Professional Services - Comp Planning	\$ 25,000	\$ 25,000	\$ 18,750		\$ 32,000	\$ 32,000	\$ 32,000
01-515-311	Engineering Services - Comp Planning							
01-515-312	Professional Services - Other - Comp Planning	\$ 3,000	\$ 3,000					
01-515-320	DEO - Grants	\$ 30,000	\$ 25,000					
01-515-470	Printing and Reproduction - Comp Plannin							
01-515-480	Promo Activities & Legal Ads - Comp Plan							
01-515-492	Recording & Other Fees - Comp Planning							
01-515-540	Books, Pub., Sub., & Memberships - Comp	\$ -	\$ -	\$ -		\$ -	\$ -	
		<u>\$ 58,000</u>	<u>\$ 53,000</u>	<u>\$ 18,750</u>		<u>\$ 32,000</u>	<u>\$ 32,000</u>	<u>\$ 32,000</u>
	DEPARTMENT TOTAL	<u>\$ 58,000</u>	<u>\$ 53,000</u>	<u>\$ 18,750</u>		<u>\$ 32,000</u>	<u>\$ 32,000</u>	<u>\$ 32,000</u>

Finance and Accounting Budget

<u>Account Number</u>	<u>Account Description</u>	<u>FY20</u>					<u>Estimated FY22 Budget</u>
		<u>FY19 Actual</u>	<u>FY20 - Budget</u>	<u>06/17/2020 YTD Actual</u>	<u>FY21 - Dept Requested</u>	<u>FY21- Proposed</u>	
01-516-100	FINANCE AND ACCOUNTING - PERSONNEL EXPENSE						
01-516-120	Regular Salary - Wages - Fin & Acctng	\$ 74,903	\$ 87,256	\$ 60,933	\$ 92,318	\$ 95,468	\$ 95,468
01-516-140	Overtime - Fin & Acctng	\$ 246	\$ 519	\$ 184	\$ 544	\$ 544	\$ 544
01-516-210	Fica Taxes - Fin & Acctng	\$ 5,329	\$ 6,715	\$ 4,588	\$ 7,104	\$ 7,345	\$ 7,345
01-516-220	Retirement Contribution - Fin & Acctng	\$ 6,217	\$ 7,435	\$ 5,325	\$ 9,286	\$ 9,601	\$ 9,601
01-516-230	Life & Health Insurance - Fin & Acctng	\$ 15,369	\$ 18,580	\$ 12,520	\$ 18,802	\$ 18,802	\$ 18,802
01-516-240	Worker's Compensation - Fin & Acctng	\$ 124	\$ 204	\$ 110	\$ 214	\$ 163	\$ 163
		<u>\$ 102,188</u>	<u>\$ 120,709</u>	<u>\$ 83,661</u>	<u>\$ 128,268</u>	<u>\$ 131,923</u>	<u>\$ 131,923</u>
01-516-300	FINANCE AND ACCOUNTING - OPERATING EXPENSE						
01-516-310	Professional Services - Fin & Acctng	\$ 1,500	\$ 2,000	\$ -	\$ 2,000	\$ 2,000	\$ 2,000
01-516-320	Accounting and Auditing - Fin & Acctng	\$ -	\$ -	\$ -			
01-516-400	Travel and Training - Fin & Acctng	\$ 2,003	\$ 3,000	\$ 877	\$ 3,500	\$ 2,000	\$ 3,000
01-516-410	Communication Services - Fin & Acctng	\$ 587	\$ 600	\$ 528	\$ 800	\$ 800	\$ 800
01-516-420	Education Reimbursement - Fin & Acctng	\$ -	\$ -	\$ -			
01-516-440	Rentals and Leases - Fin & Acctng	\$ -	\$ -	\$ -			
01-516-450	Liability Insurance - Fin & Acctng	\$ -	\$ -	\$ -			
01-516-460	Repairs and Maintenance - Fin & Acctng	\$ -	\$ -	\$ -			
01-516-470	Printing and Reproduction - Fin & Acctng	\$ 410	\$ 700	\$ -	\$ 750	\$ -	\$ 750
01-516-480	Promo Activities & Legal Ads - Fin & Acc	\$ -	\$ -	\$ -			
01-516-492	Recording & Other Fees - Fin & Acctng	\$ -	\$ -	\$ -			
01-516-493	Equipment Rental - Fin & Acctng	\$ -	\$ -	\$ -			
01-516-510	Office Supplies - Fin & Acctng	\$ 731	\$ 1,200	\$ 901	\$ 1,300	\$ 1,300	\$ 1,400
01-516-520	Operating Supplies - Fin & Acctng	\$ 2,947	\$ 3,000	\$ 511	\$ 2,000	\$ 2,000	\$ 2,000
01-516-540	Books, Pub., Sub., & Memberships - Fin &	\$ 464	\$ 450	\$ 180	\$ 450	\$ 450	\$ 450
		<u>\$ 8,642</u>	<u>\$ 10,950</u>	<u>\$ 2,998</u>	<u>\$ 10,800</u>	<u>\$ 8,550</u>	<u>\$ 10,400</u>
01-516-600	FINANCE AND ACCOUNTING - CAPITAL OUTLAY						
01-516-630	Improvements Other than Building - Fin &				\$ -	\$ -	\$ -
01-516-640	Machinery & Equipment - Fin & Acctng				\$ -	\$ -	\$ -
01-516-660	Books, Pub.& Library Materials - Fin & A				\$ -	\$ -	\$ -
		<u>\$ -</u>	<u>\$ -</u>	<u>\$ -</u>	<u>\$ -</u>	<u>\$ -</u>	<u>\$ -</u>
DEPARTMENT TOTAL		<u>\$ 110,830</u>	<u>\$ 131,659</u>	<u>\$ 86,658</u>	<u>\$ 139,068</u>	<u>\$ 140,473</u>	<u>\$ 142,323</u>

Debt Service Budget

<u>Account Number</u>	<u>Account Description</u>	<u>FY19 Actual</u>	<u>FY20 - Budget</u>	<u>FY20</u>		<u>FY21 - Dept Requested</u>	<u>FY21- Proposed</u>	<u>Estimated FY22 Budget</u>
				<u>06/17/2020</u>	<u>YTD Actual</u>			
01-517-700	DEBT SERVICE PAYMENTS							
01-517-710	Principal - CB & T Debt Service Pmts	\$ 74,324	\$ 76,922	\$ 57,413	\$ 79,394	\$ 79,394	\$ 82,189	
01-517-720	Interest - CB & T Debt Service Pmts	\$ 45,487	\$ 42,865	\$ 32,445	\$ 40,418	\$ 40,418	\$ 37,623	
01-517-733	Mandated Reserve - Debt Service Pmts							
		<u>\$ 119,811</u>	<u>\$ 119,787</u>	<u>\$ 89,858</u>	<u>\$ 119,811</u>	<u>\$ 119,811</u>	<u>\$ 119,811</u>	
	DEPARTMENT TOTAL	<u>\$ 119,811</u>	<u>\$ 119,787</u>	<u>\$ 89,858</u>	<u>\$ 119,811</u>	<u>\$ 119,811</u>	<u>\$ 119,811</u>	

Law Enforcement Budget

<u>Account Number</u>	<u>Account Description</u>	<u>FY19 Actual</u>	<u>FY20 - Budget</u>	<u>FY20</u>		<u>FY21 - Dept Requested</u>	<u>FY21- Proposed</u>	<u>Estimated FY22 Budget</u>
				<u>06/17/2020</u>	<u>YTD Actual</u>			
01-521-300	LAW ENFORCEMENT - OPERATING EXPENSES							
01-521-305	Contract Labor - Law Enf	\$ 99,374	\$ 101,500	\$ 75,973	\$ 103,323	\$ 103,323	\$ 106,349	
01-521-310	Professional Services - Law Enf	\$ 27,920	\$ 28,000	\$ 18,408	\$ 29,000	\$ 29,000	\$ 32,000	
01-521-410	Communication Services - Law Enf							
01-521-440	Rentals & Leases - Law Enf							
01-521-460	Repairs & Maintenance - Law Enf		\$ 500	\$ 3,099	\$ 500	\$ 500	\$ 500	
01-521-490	Other Current Charges - Law Enf							
01-521-510	Office Supplies - Law Enf		\$ 100		\$ 100	\$ 100	\$ 100	
01-521-520	Operating Supplies - Law Enf		\$ 150		\$ 100	\$ 100	\$ 100	
01-521-529	Operating Supplies - JAG Grant - Law Enf		\$ 5,113					
		\$ 127,294	\$ 135,363	\$ 97,480	\$ 133,023	\$ 133,023	\$ 139,049	
01-521-600	LAW ENFORCEMENT - CAPITAL OUTLAY							
01-521-649	Machinery & Equipment - JAG Grant - Law Enf	\$ -	\$ -	\$ -	\$ -	\$ -	\$ -	
		\$ -	\$ -	\$ -	\$ -	\$ -	\$ -	
	DEPARTMENT TOTAL	\$ 127,294	\$ 135,363	\$ 97,480	\$ 133,023	\$ 133,023	\$ 139,049	

Building and Zoning Budget

<u>Account Number</u>	<u>Account Description</u>	<u>FY19 Actual</u>	<u>FY20 - Budget</u>	<u>FY20</u>		<u>FY21 - Dept Requested</u>	<u>FY21- Proposed</u>	<u>Estimated FY22 Budget</u>
				<u>06/17/2020 YTD Actual</u>				
01-524-100	BUILDING AND ZONING - PERSONNEL EXPENSES							
01-524-120	Regular Salary - Wages - Bldg & Zoning	\$ 82,136	\$ 87,048	\$ 61,314	\$ 97,944	\$ 97,944	\$ 97,944	\$ 97,944
01-524-140	Overtime - Bldg & Zoning	\$ 385	\$ 464	\$ 255	\$ 504	\$ 504	\$ 504	\$ 504
01-524-210	Fica Taxes - Bldg & Zoning	\$ 6,061	\$ 6,695	\$ 4,722	\$ 7,531	\$ 7,531	\$ 7,531	\$ 7,531
01-524-220	Retirement Contribution - Bldg & Zoning	\$ 6,780	\$ 7,412	\$ 5,377	\$ 6,300	\$ 6,300	\$ 6,300	\$ 6,300
01-524-230	Life & Health Insurance - Bldg & Zoning	\$ 16,124	\$ 18,623	\$ 14,057	\$ 18,833	\$ 18,833	\$ 18,833	\$ 18,833
01-524-240	Worker's Compensation - Bldg & Zoning	\$ 912	\$ 1,331	\$ 977	\$ 1,524	\$ 1,705	\$ 1,705	\$ 1,705
		<u>\$ 112,398</u>	<u>\$ 121,573</u>	<u>\$ 86,702</u>	<u>\$ 132,637</u>	<u>\$ 132,817</u>		<u>\$ 132,817</u>
01-524-300	BUILDING AND ZONING - OPERATING EXPENSES							
01-524-310	Professional Services - Bldg & Zoning	\$ 164,363	\$ 100,000	\$ 100,776	\$ 100,900	\$ 100,900	\$ 100,900	\$ 100,900
01-524-311	Engineering Services - Bldg & Zoning		\$ 1,000	\$ -	\$ 1,000	\$ 1,000	\$ 1,000	\$ 1,000
01-524-312	Professional Services - Other - Bldg & Z							
01-524-400	Travel and Training - Bldg & Zoning		\$ 500		\$ 500	\$ 500	\$ 500	\$ 500
01-524-410	Communication Services - Bldg & Zoning							
01-524-420	Education Reimbursement - Bldg & Zoning							
01-524-440	Rentals and Leases - Bldg & Zoning							
01-524-460	Repairs and Maintenance - Bldg & Zoning							
01-524-470	Printing and Reproduction - Bldg & Zonin							
01-524-480	Promo Activities & Legal Ads - Bldg & Zo			\$ 432				
01-524-492	Recording & Other Fees - Bldg & Zoning							
01-524-493	Equipment Rental - Bldg & Zoning							
01-524-510	Office Supplies - Bldg & Zoning	\$ 300	\$ 200	\$ 487	\$ 200	\$ 200	\$ 200	\$ 200
01-524-520	Operating Supplies - Bldg & Zoning	\$ 1,888	\$ 100	\$ 180	\$ 100	\$ 100	\$ 100	\$ 100
01-524-540	Books, Pub., Sub., & Memberships - Bldg	\$ 227		\$ 120		\$ 120	\$ 120	\$ 120
		<u>\$ 166,778</u>	<u>\$ 101,800</u>	<u>\$ 101,996</u>	<u>\$ 102,700</u>	<u>\$ 102,820</u>		<u>\$ 102,820</u>
01-524-600	BUILDING AND ZONING - CAPITAL OUTLAY							
01-524-630	Improvements Other than Building - Bldg		\$ 8,000	\$ -				
01-524-640	Machinery & Equipment - Bldg & Zoning							
01-524-660	Books, Pub.& Library Materials - Bldg &							
		<u>\$ -</u>	<u>\$ 8,000</u>	<u>\$ -</u>	<u>\$ -</u>	<u>\$ -</u>		<u>\$ -</u>
	DEPARTMENT TOTAL	<u>\$ 279,176</u>	<u>\$ 231,373</u>	<u>\$ 188,698</u>	<u>\$ 235,337</u>	<u>\$ 235,637</u>		<u>\$ 235,637</u>

Code Enforcement Budget

<u>Account Number</u>	<u>Account Description</u>	<u>FY19 Actual</u>	<u>FY20 - Budget</u>	<u>FY20</u>		<u>FY21 - Dept Requested</u>	<u>FY21- Proposed</u>	<u>Estimated FY22 Budget</u>
				<u>06/17/2020</u>	<u>YTD Actual</u>			
01-529-100	CODE ENFORCEMENT - PERSONNEL EXPENSES							
01-529-120	Regular Salary - Wages - Code Enf	\$ 21,425	\$ 23,978	\$ 17,578	\$ 26,224	\$ 26,208	\$ 26,224	
01-529-140	Overtime - Code Enf	\$ -	\$ -	\$ -	\$ -	\$ -	\$ -	
01-529-210	Fica Taxes - Code Enf	\$ 1,563	\$ 1,834	\$ 1,343	\$ 2,006	\$ 2,005	\$ 2,006	
01-529-220	Retirement Contribution - Code Enf	\$ 1,743	\$ 2,031	\$ 1,530	\$ 2,622	\$ 2,621	\$ 2,622	
01-529-230	Life & Health Insurance - Code Enf	\$ 6,690	\$ 9,267	\$ 6,856	\$ 9,353	\$ 9,353	\$ 9,353	
01-529-240	Worker's Compensation - Code Enf	\$ 372	\$ 549	\$ 403	\$ 684	\$ 684	\$ 684	
		<u>\$ 31,793</u>	<u>\$ 37,659</u>	<u>\$ 27,710</u>	<u>\$ 40,891</u>	<u>\$ 40,871</u>	<u>\$ 40,889</u>	
01-529-300	CODE ENFORCEMENT - OPERATING EXPENSES							
01-529-310	Professional Services - Code Enf	\$ 4,000	\$ 6,000	\$ 4,500	\$ 6,900	\$ 6,900	\$ 6,900	
01-529-400	Travel and Training - Code Enf	\$ 1,031	\$ 500	\$ 75	\$ 500	\$ 500	\$ 500	
01-529-410	Communication Services - Code Enf	\$ 539	\$ -	\$ 504		\$ 795	\$ 795	
01-529-420	Education Reimbursement - Code Enf							
01-529-440	Rentals and Leases - Code Enf							
01-529-460	Repairs and Maintenance - Code Enf							
01-529-464	Vehicle Fuel - Code Enf							
01-529-465	Vehicle Maintenance - Code Enf							
01-529-470	Printing and Reproduction - Code Enf	\$ 331	\$ -	\$ 220		\$ 250	\$ 250	
01-529-480	Promo Activities & Legal Ads - Code Enf		\$ 200		\$ 200	\$ 200	\$ 200	
01-529-490	Other Current Charges - Code Enf							
01-529-492	Recording & Other Fees - Code Enf		\$ 200		\$ 200	\$ 200	\$ 200	
01-529-493	Equipment Rental - Code Enf							
01-529-510	Office Supplies - Code Enf	\$ 167	\$ 200	\$ 95	\$ 200	\$ 200	\$ 200	
01-529-520	Operating Supplies - Code Enf	\$ 1,611	\$ 100	\$ 31	\$ 100	\$ 100	\$ 100	
01-529-540	Books, Pub., Sub., & Memberships - Code		\$ 1,584	\$ 80		\$ 100	\$ 100	
		<u>\$ 7,679</u>	<u>\$ 8,784</u>	<u>\$ 5,505</u>	<u>\$ 8,100</u>	<u>\$ 9,245</u>	<u>\$ 9,245</u>	
01-529-600	CODE ENFORCEMENT - CAPITAL OUTLAY							
01-529-630	Improvements Other than Building - Code		\$ 6,000					
01-529-640	Machinery & Equipment - Code Enf							
01-529-660	Books, Pub.& Library Materials - Code En							
		<u>\$ -</u>	<u>\$ 6,000</u>	<u>\$ -</u>	<u>\$ -</u>	<u>\$ -</u>	<u>\$ -</u>	
	DEPARTMENT TOTAL	<u>\$ 39,472</u>	<u>\$ 52,443</u>	<u>\$ 33,215</u>	<u>\$ 48,991</u>	<u>\$ 50,116</u>	<u>\$ 50,134</u>	

Refuse/Sanitation Budget

<u>Account Number</u>	<u>Account Description</u>	<u>FY19 Actual</u>	<u>FY20 - Budget</u>	<u>FY20 06/17/2020 YTD Actual</u>	<u>FY21 - Dept Requested</u>	<u>FY21- Proposed</u>	<u>Estimated FY22 Budget</u>
01-534-300	REFUSE/SANITATION - OPERATING EXPENSES						
01-534-341	Refuse Disposal - Residential - Refuse/S	\$ 140,669	\$ 176,840	\$ 117,345	\$ 190,864	\$ 190,864	\$ 190,864
01-534-342	Refuse Disposal - Commercial - Refuse/Sa	\$ 85,664	\$ 85,722	\$ 65,213	\$ 86,687	\$ 86,687	\$ 86,687
01-534-343	Recycling - Refuse/Sanitation						\$ -
		<u>\$ 226,333</u>	<u>\$ 262,562</u>	<u>\$ 182,558</u>	<u>\$ 277,551</u>	<u>\$ 277,551</u>	<u>\$ 277,551</u>
	DEPARTMENT TOTAL	<u>\$ 226,333</u>	<u>\$ 262,562</u>	<u>\$ 182,558</u>	<u>\$ 277,551</u>	<u>\$ 277,551</u>	<u>\$ 277,551</u>

Stormwater Budget

<u>Account Number</u>	<u>Account Description</u>	<u>FY19 Actual</u>	<u>FY20 - Budget</u>	<u>FY20</u>	<u>FY21 - Dept</u>	<u>FY21-</u>	<u>Estimated FY22</u>
				<u>06/17/2020 YTD</u>			
01-538-300	STORMWATER - OPERATING EXPENSES						
01-538-310	Professional Services - Stormwater		\$ 3,000		\$ 3,000	\$ 3,000	\$ 3,000
01-538-311	Engineering Services - Stormwater		\$ 2,000		\$ 2,000	\$ 2,000	\$ 2,000
01-538-400	Travel and Training - Stormwater	\$ 812	\$ 1,000		\$ 1,000	\$ 1,000	\$ 1,000
01-538-430	Utilities - Stormwater						
01-538-440	Rentals and Leases - Stormwater						
01-538-460	Repairs and Maintenance - Stormwater		\$ 14,000	\$ 10,095	\$ 50,000	\$ 50,000	\$ 50,000
01-538-492	Recording & Other Fees - Stormwater	\$ 100	\$ 500		\$ 500	\$ 500	\$ 500
01-538-493	Equipment Rental - Stormwater						
01-538-520	Operating Supplies - Stormwater						
01-538-540	Books, Pub., Sub., & Memberships - Stormwater	\$ 1,000	\$ 500		\$ 500	\$ 500	\$ 500
		<u>\$ 1,912</u>	<u>\$ 21,000</u>	<u>\$ 10,095</u>	<u>\$ 57,000</u>	<u>\$ 57,000</u>	<u>\$ 57,000</u>
01-538-600	STORMWATER - CAPITAL OUTLAY						
01-538-630	Improvements Other than Building - Stormwater	\$ -	\$ -	\$ -	\$ -	\$ -	\$ -
01-538-640	Machinery & Equipment - Stormwater	\$ -	\$ -	\$ -	\$ -	\$ -	\$ -
		<u>\$ -</u>	<u>\$ -</u>	<u>\$ -</u>	<u>\$ -</u>	<u>\$ -</u>	<u>\$ -</u>
	DEPARTMENT TOTAL	<u>\$ 1,912</u>	<u>\$ 21,000</u>	<u>\$ 10,095</u>	<u>\$ 57,000</u>	<u>\$ 57,000</u>	<u>\$ 57,000</u>

General Government Buildings Budget

<u>Account Number</u>	<u>Account Description</u>	<u>FY19 Actual</u>	<u>FY20 - Budget</u>	<u>FY20</u>		<u>FY21 - Dept Requested</u>	<u>FY21- Proposed</u>	<u>Estimated FY22 Budget</u>
				<u>06/17/2020 YTD Actual</u>	<u>Actual</u>			
01-539-300	GEN GOV'T BUILDINGS - OPERATING EXPENSES							
01-539-310	Professional Services - Gen Gov't Bldgs	\$ 18,033	\$ 22,000	\$ 11,202	\$ 11,202	\$ 22,000	\$ 8,000	\$ 15,000
01-539-312	Professional Services - Other - Gen Gov'	\$ 1,807	\$ 6,000	\$ 1,048	\$ 1,048	\$ 6,000	\$ 5,000	\$ 5,000
01-539-313	Professional Services - Activity Center	\$ -						
01-539-411	City Hall - Communication - Gen Gov't Bl	\$ 13,566	\$ 15,500	\$ 10,068	\$ 10,068	\$ 15,500	\$ 15,100	\$ 15,100
01-539-412	Activity Center - Communication - Gen Go	\$ -						
01-539-413	Public Works - Communication - Gen Gov't	\$ 1,867	\$ 2,200	\$ 1,776	\$ 1,776	\$ 2,000	\$ 2,000	\$ 2,000
01-539-414	Community Center - Communication - Gen Gov't	\$ 1,687	\$ 2,000	\$ 1,388	\$ 1,388	\$ 2,000	\$ 2,000	\$ 2,000
01-539-431	City Hall - Utilities - Gen Gov't Bldgs	\$ 15,833	\$ 23,000	\$ 10,545	\$ 10,545	\$ 25,000	\$ 21,000	\$ 21,000
01-539-432	Activity Center - Utilities - Gen Gov't	\$ 4,658	\$ 4,000	\$ 1,471	\$ 1,471	\$ 4,000	\$ 4,000	\$ 4,000
01-539-433	Public Works I - Utilities - Gen Gov't Bld	\$ 2,468	\$ 3,000	\$ 1,734	\$ 1,734	\$ 3,000	\$ 3,000	\$ 3,000
01-539-434	Community Center - Utilities - Gen Gov't Bld	\$ 5,235	\$ 5,500	\$ 3,681	\$ 3,681	\$ 5,500	\$ 5,500	\$ 5,500
01-539-440	Rentals and Leases - Gen Gov't Bldgs	\$ 8,632	\$ 8,000	\$ 5,803	\$ 5,803	\$ 8,000	\$ 8,500	\$ 8,500
01-539-461	City Hall - Repairs & Maint - Gen Gov't	\$ 18,397	\$ 15,000	\$ 29,582	\$ 29,582	\$ 15,000	\$ 12,000	\$ 12,000
01-539-462	Activity Center - Repairs & Maint - Gen	\$ 1,113	\$ 7,500	\$ 1,599	\$ 1,599	\$ 10,000	\$ 10,000	\$ 10,000
01-539-463	Public Works I - Repairs & Maint - Gen Gov	\$ 708	\$ 500	\$ 2,423	\$ 2,423	\$ 7,000	\$ 7,000	\$ 7,000
01-539-464	Community Center - Repairs & Maint - Gen Gov	\$ 5,051	\$ 12,000	\$ 13,750	\$ 13,750	\$ 10,000	\$ 8,000	\$ 8,000
01-539-466	Public Works/Utilities Oper - Repairs & Maint - Gen Gov	\$ 12,111	\$ 5,000	\$ 3,166	\$ 3,166	\$ 5,000	\$ 5,000	\$ 5,000
01-539-470	Printing and Reproduction - Gen Gov't Bl							
01-539-490	Other Current Charges - Gen Gov't Bl	\$ 65	\$ 4,000	\$ -	\$ -	\$ 2,000	\$ 2,000	\$ 2,000
01-539-510	Office Supplies - Gen Gov't Bldgs	\$ 107	\$ -	\$ 1,295	\$ 1,295	\$ -	\$ -	\$ -
01-539-521	City Hall - Operating Supplies - Gen Gov	\$ 3,850	\$ 6,000	\$ 3,217	\$ 3,217	\$ 6,000	\$ 6,000	\$ 6,000
01-539-522	Activity Center - Operating Supplies - G	\$ 892	\$ 1,000	\$ 949	\$ 949	\$ 1,000	\$ 1,000	\$ 1,000
01-539-523	Public Works - Operating Supplies - Gen	\$ 63	\$ -	\$ 10	\$ 10	\$ 1,500	\$ 1,500	\$ 1,500
01-539-524	Community Center - Operating Supplies - Gen	\$ 1,707	\$ 1,500	\$ 921	\$ 921	\$ 1,400	\$ 1,400	\$ 1,400
01-539-526	Public Works/Utilities Oper - Operating Supplies - Gen	\$ 953	\$ 1,000	\$ 31	\$ 31	\$ 1,500	\$ 1,500	\$ 1,500
		\$ 118,803	\$ 144,700	\$ 105,659	\$ 105,659	\$ 153,400	\$ 129,500	\$ 136,500
01-539-600	GEN GOV'T BUILDINGS - CAPITAL OUTLAY							
01-539-620	Buildings - Gen Gov't Bldgs							
01-539-631	City Hall - Improv. O/T Bldgs - Gen Gov'							
01-539-632	Activity Center - Improv. O/T Bldgs - Ge							
01-539-633	Public Works - Improv. O/T Bldgs - Gen G							
01-539-634	Community Center - Improv. O/T Bldgs - Gen G		\$ 30,000	\$ 1,639	\$ 1,639			
01-539-640	Public Works - Bldgs/Property		\$ 4,000					
01-539-641	City Hall - Mach. & Equipment - Gen Gov'							
01-539-642	Activity Center - Mach. & Equipment - Ge							
01-539-643	Public Works - Mach. & Equipment - Gen G							
01-539-644	Community Center - Mach. & Equipment - Gen G							
01-539-650	Construction in Progress - Gen Gov't Bld							
		\$ -	\$ 34,000	\$ 1,639	\$ 1,639	\$ -	\$ -	\$ -
DEPARTMENT TOTAL		\$ 118,803	\$ 178,700	\$ 107,297	\$ 107,297	\$ 153,400	\$ 129,500	\$ 136,500

Roads and Streets Budget

<u>Account Number</u>	<u>Account Description</u>	<u>FY19 Actual</u>	<u>FY20 - Budget</u>	<u>FY20</u>	<u>FY21 - Dept</u>	<u>FY21-</u>	<u>Estimated FY22</u>
				<u>06/17/2020 YTD</u>	<u>Requested</u>	<u>Proposed</u>	<u>Budget</u>
				<u>Actual</u>			
01-541-100	ROADS & STREETS - PERSONNEL EXPENSES						
01-541-120	Regular Salary - Wages - Roads & Streets	\$ 171,152	\$ 190,565	\$ 123,029	\$ 211,458	\$ 236,128	\$ 236,128
01-541-140	Overtime - Roads & Streets	\$ 1,445	\$ 3,406	\$ 1,316	\$ 3,903	\$ 4,562	\$ 4,562
01-541-210	Fica Taxes - Roads & Streets	\$ 12,963	\$ 14,839	\$ 9,659	\$ 16,475	\$ 18,413	\$ 18,413
01-541-220	Retirement Contribution - Roads & Street	\$ 14,263	\$ 16,429	\$ 10,863	\$ 21,536	\$ 24,069	\$ 24,069
01-541-230	Life & Health Insurance - Roads & Street	\$ 35,147	\$ 45,019	\$ 31,603	\$ 42,595	\$ 51,748	\$ 51,748
01-541-240	Worker's Compensation - Roads & Streets	\$ 14,034	\$ 17,059	\$ 12,386	\$ 19,871	\$ 22,082	\$ 22,082
		<u>\$ 249,004</u>	<u>\$ 287,317</u>	<u>\$ 188,857</u>	<u>\$ 315,838</u>	<u>\$ 357,001</u>	<u>\$ 357,001</u>
01-541-300	ROADS & STREETS - OPERATING EXPENSES						
01-541-305	Contract Labor - Roads & Streets						
01-541-310	Professional Services - Roads & Streets	\$ 3,205	\$ 5,000	\$ 124	\$ 3,500	\$ 3,500	\$ 3,500
01-541-311	Engineering Services - Roads & Streets				\$ 2,500	\$ 2,500	\$ 2,500
01-541-315	Inmate Labor - Roads & Streets						
01-541-400	Travel and Training - Roads & Streets	\$ 284	\$ 1,000	\$ 70	\$ 1,000	\$ 1,000	\$ 1,000
01-541-410	Communication Services - Roads & Streets	\$ 2,331	\$ 3,500	\$ 1,067	\$ 3,500	\$ 3,500	\$ 3,500
01-541-430	Utilities - Roads & Streets	\$ 22,941	\$ 30,000	\$ 23,295	\$ 30,000	\$ 30,000	\$ 30,000
01-541-440	Rentals and Leases - Roads & Streets						
01-541-460	Repairs and Maintenance - Roads & Street	\$ 4,254	\$ 10,000	\$ 7,068	\$ 15,000	\$ 15,000	\$ 15,000
01-541-461	Repairs & Maintenance-Equipment - Roads	\$ 19,786	\$ 8,000	\$ 5,649	\$ 8,000	\$ 8,000	\$ 8,000
01-541-464	Vehicle Fuel - Roads & Streets	\$ 8,118	\$ 7,500	\$ 3,673	\$ 10,000	\$ 8,000	\$ 8,000
01-541-465	Vehicle Maintenance - Roads & Streets	\$ 4,092	\$ 8,000	\$ 7,113	\$ 10,000	\$ 10,000	\$ 10,000
01-541-466	Public Works/Utilities Facility - Repair & Maint		\$ 6,000	\$ 397	\$ 6,000	\$ 6,000	\$ 6,000
01-541-480	Promo Activities & Legal Ads - Roads & S	\$ 35					
01-541-490	Other Current Charges - Roads & Street	\$ 7					
01-541-492	Recording & Other Fees - Roads & Streets						
01-541-493	Equipment Rental - Roads & Streets		\$ 2,000		\$ 2,000	\$ 2,000	\$ 2,000
01-541-510	Office Supplies - Roads & Streets	\$ 695	\$ 1,000	\$ 328	\$ 1,000	\$ 1,000	\$ 1,000
01-541-520	Operating Supplies - Roads & Streets	\$ 12,810	\$ 10,000	\$ 8,916	\$ 10,000	\$ 10,000	\$ 10,000
01-541-524	Chemicals - Roads & Streets	\$ 142	\$ 1,000		\$ 1,000	\$ 1,000	\$ 1,000
01-541-525	Uniforms - Roads \$ Streets						
01-541-530	Road Materials & Supplies - Roads & Stre	\$ 3,376	\$ 15,000	\$ 4,251	\$ 12,000	\$ 9,000	\$ 9,000
01-541-531	Road Materials & Supplies - Landscaping	\$ -	\$ -	\$ 4,229	\$ 5,000	\$ 5,000	\$ 5,000
01-541-540	Books, Pub., Sub., & Memberships - Roads	\$ 208	\$ 500	\$ 253	\$ 500	\$ 500	\$ 500
		<u>\$ 82,284</u>	<u>\$ 108,500</u>	<u>\$ 66,433</u>	<u>\$ 121,000</u>	<u>\$ 116,000</u>	<u>\$ 116,000</u>
01-541-600	ROADS & STREETS - CAPITAL OUTLAY						
01-541-620	Buildings - Roads & Streets				\$ 5,000	\$ 5,000	\$ 5,000
01-541-630	Improvements Other than Building - Roads		\$ 100,000	\$ 146,737	\$ 50,000	\$ 650,000	\$ 50,000
01-541-640	Machinery & Equipment - Roads & Streets	\$ 9,062	\$ 50,000	\$ 52,063	\$ 41,100	\$ 31,000	\$ 31,000
01-541-650	Construction in Progress - Roads & Stree						
		<u>\$ 9,062</u>	<u>\$ 150,000</u>	<u>\$ 198,800</u>	<u>\$ 91,100</u>	<u>\$ 686,000</u>	<u>\$ 86,000</u>
	DEPARTMENT TOTAL	<u>\$ 340,350</u>	<u>\$ 545,817</u>	<u>\$ 454,089</u>	<u>\$ 527,938</u>	<u>\$ 1,159,001</u>	<u>\$ 559,001</u>

Library Budget

<u>Account Number</u>	<u>Account Description</u>	<u>FY19 Actual</u>	<u>FY20 - Budget</u>	<u>FY20</u>		<u>FY21 - Dept</u>	<u>FY21-</u>	<u>Estimated</u>
				<u>06/17/2020 YTD</u>	<u>Actual</u>			
01-571-100	LIBRARY - PERSONNEL EXPENSES							
01-571-120	Regular Salary - Wages - Library	\$ 74,948	\$ 83,606	\$ 51,976	\$ 93,970	\$ 96,106	\$ 94,011	
01-571-140	Overtime - Library	\$ 452	\$ 986	\$ 471	\$ 1,036	\$ 1,124	\$ 1,083	
01-571-210	Fica Taxes - Library	\$ 5,542	\$ 6,471	\$ 3,948	\$ 7,268	\$ 7,438	\$ 7,275	
01-571-220	Retirement Contribution - Library	\$ 6,229	\$ 7,165	\$ 4,570	\$ 9,501	\$ 9,723	\$ 9,509	
01-571-230	Life & Health Insurance - Library	\$ 16,126	\$ 18,756	\$ 14,035	\$ 28,096	\$ 18,730	\$ 18,730	
01-571-240	Worker's Compensation - Library	\$ -	\$ 195	\$ 105	\$ 162	\$ 165	\$ 219	
		<u>\$ 103,297</u>	<u>\$ 117,179</u>	<u>\$ 75,105</u>	<u>\$ 140,032</u>	<u>\$ 133,285</u>	<u>\$ 130,827</u>	
01-571-300	LIBRARY - OPERATING EXPENSES							
01-571-310	Professional Services - Library	\$ 4,938	\$ 2,000	\$ 3,137	\$ 5,000	\$ 2,325	\$ 5,000	
01-571-312	Professional Services - Other - Library	\$ 1,753	\$ 2,500		\$ 3,000	\$ 3,000	\$ 3,000	
01-571-400	Travel and Training - Library	\$ 195	\$ 700		\$ 700	\$ 700	\$ 700	
01-571-410	Communication Services - Library	\$ 3,742	\$ 6,200	\$ 3,268	\$ 6,500	\$ 6,500	\$ 6,500	
01-571-420	Education Reimbursement - Library	\$ -	\$ 2,040		\$ 2,500	\$ 2,500	\$ 2,500	
01-571-430	Utilities - Library	\$ 3,015	\$ 4,500	\$ 2,599	\$ 5,000	\$ 5,000	\$ 5,000	
01-571-440	Rentals and Leases - Library	\$ -						
01-571-460	Repairs and Maintenance - Library	\$ 3,617	\$ 4,100	\$ 2,360	\$ 4,100	\$ 4,100	\$ 4,100	
01-571-470	Printing and Reproduction - Library	\$ -						
01-571-480	Promo Activities & Legal Ads - Library	\$ 583	\$ 2,500	\$ 386	\$ 2,500	\$ 2,500	\$ 2,500	
01-571-490	Other Current Charges - Libray			\$ 43				
01-571-510	Office Supplies - Library	\$ 450	\$ 1,300	\$ 372	\$ 1,500	\$ 1,500	\$ 1,500	
01-571-520	Operating Supplies - Library	\$ 3,605	\$ 9,000	\$ 3,645	\$ 9,000	\$ 9,000	\$ 9,000	
01-571-540	Books, Pub., Sub., & Memberships - Libra	\$ 706	\$ 600	\$ 530	\$ 1,200	\$ 1,200	\$ 1,200	
		<u>\$ 22,604</u>	<u>\$ 35,440</u>	<u>\$ 16,339</u>	<u>\$ 41,000</u>	<u>\$ 38,325</u>	<u>\$ 41,000</u>	
01-571-600	LIBRARY - CAPITAL OUTLAY							
01-571-610	Land - Library							
01-571-620	Buildings - Library				\$ 10,000	\$ 10,000	\$ 10,000	
01-571-630	Improvements Other than Building - Libra			\$ 12,510	\$ 2,000	\$ 2,000	\$ 2,000	
01-571-640	Machinery & Equipment - Library							
01-571-650	Construction in Progress - Library							
01-571-660	Books, Pub.& Library Materials - Library	\$ 16,034	\$ 17,000	\$ 11,294	\$ 18,000	\$ 18,000	\$ 18,000	
		<u>\$ 16,034</u>	<u>\$ 17,000</u>	<u>\$ 23,804</u>	<u>\$ 30,000</u>	<u>\$ 30,000</u>	<u>\$ 30,000</u>	
	DEPARTMENT TOTALS	<u>\$ 141,935</u>	<u>\$ 169,619</u>	<u>\$ 115,248</u>	<u>\$ 211,032</u>	<u>\$ 201,610</u>	<u>\$ 201,827</u>	

Parks Budget

<u>Account Number</u>	<u>Account Description</u>	<u>FY19 Actual</u>	<u>FY20 - Budget</u>	<u>FY20</u>	<u>FY21 - Dept Requested</u>	<u>FY21- Proposed</u>	<u>Estimated FY22 Budget</u>
				<u>06/17/2020 YTD Actual</u>			
01-572-300	PARKS - OPERATING EXPENSES						
01-572-310	Professional Services	\$ 1,057.00	\$ -	\$ 5,251.57	\$ -	\$ -	\$ -
01-572-315	Inmate Labor - Parks						
01-572-400	Travel and Training - Parks						
01-572-430	Utilities - Parks	\$ 7,026	\$ 23,000	\$ 6,522	\$ 23,000	\$ 15,000	\$ 15,000
01-572-440	Rentals and Leases - Parks		\$ -	\$ 13,591			
01-572-460	Repairs and Maintenance - Parks	\$ 12,232	\$ 15,000		\$ 20,000	\$ 15,000	\$ 15,000
01-572-493	Equipment Rental - Parks		\$ 1,000	\$ 630	\$ 2,000	\$ 2,000	\$ 2,000
01-572-520	Operating Supplies - Parks	\$ 1,829	\$ 1,200	\$ 1,417	\$ 2,000	\$ 2,000	\$ 2,000
		<u>\$ 22,144</u>	<u>\$ 40,200</u>	<u>\$ 27,412</u>	<u>\$ 47,000</u>	<u>\$ 34,000</u>	<u>\$ 34,000</u>
01-572-600	PARKS - CAPITAL OUTLAY						
01-572-610	Land - Parks						
01-572-620	Buildings - Parks						
01-572-630	Improvements Other than Building - Parks		\$ 10,000		\$ 10,000	\$ 10,000	\$ 10,000
01-572-631	City Hall - Improv. O/T Bldgs - Parks						
01-572-632	Activity Center - Improv. O/T Bldgs - Pa						
01-572-633	Public Works - Improv. O/T Bldgs - Parks						
01-572-640	Machinery & Equipment - Parks			\$ 563			
01-572-641	City Hall - Mach. & Equipment - Parks						
01-572-642	Activity Center - Mach. & Equipment - Pa						
01-572-643	Public Works - Mach. & Equipment - Parks						
01-572-650	Construction in Progress - Parks						
01-572-660	Books, Pub.& Library Materials - Parks						
		<u>\$ -</u>	<u>\$ 10,000</u>	<u>\$ 563</u>	<u>\$ 10,000</u>	<u>\$ 10,000</u>	<u>\$ 10,000</u>
	DEPARTMENT TOTAL	<u>\$ 22,144</u>	<u>\$ 50,200</u>	<u>\$ 27,975</u>	<u>\$ 57,000</u>	<u>\$ 44,000</u>	<u>\$ 44,000</u>

Events Budget

<u>Account Number</u>	<u>Account Description</u>	<u>FY19 Actual</u>	<u>FY20 - Budget</u>	<u>FY20 06/17/2020 YTD Actual</u>	<u>FY21 - Dept Requested</u>	<u>FY21- Proposed</u>	<u>Estimated FY22 Budget</u>
01-574-300	SPECIAL EVENTS - OPERATING EXPENSES						
01-574-310	Professional Services - Spec Events	\$ 680	\$ 2,000	\$ 560	\$ 2,000	\$ 2,000	\$ 2,000
01-574-440	Rentals and Leases - Spec Events	\$ 125	\$ 1,000	\$ 3,387	\$ 4,300	\$ 2,000	\$ 2,000
01-574-470	Printing and Reproduction - Spec Events		\$ 1,500	\$ -	\$ 1,000	\$ 1,000	\$ 1,000
01-574-480	Promo Activities & Legal Ads - Spec Even		\$ 1,000	\$ -	\$ 1,000	\$ 1,000	\$ 1,000
01-574-490	Other Current Charges - Spec Events			\$ 146	\$ 1,000	\$ 1,000	\$ 1,000
01-574-520	Operating Supplies - Spec Events	\$ 8,652	\$ 11,000	\$ 8,815	\$ 12,000	\$ 10,000	\$ 10,000
		<u>\$ 9,457</u>	<u>\$ 16,500</u>	<u>\$ 12,908</u>	<u>\$ 21,300</u>	<u>\$ 17,000</u>	<u>\$ 17,000</u>
	DEPARTMENT TOTAL	<u>\$ 9,457</u>	<u>\$ 16,500</u>	<u>\$ 12,908</u>	<u>\$ 21,300</u>	<u>\$ 17,000</u>	<u>\$ 17,000</u>

General Fund Non-Departmental Budget

<u>Account Number</u>	<u>Account Description</u>	<u>FY19 Actual</u>	<u>FY20 - Budget</u>	<u>FY20</u>		<u>FY21 - Dept Requested</u>	<u>FY21- Proposed</u>	<u>Estimated FY22 Budget</u>
				<u>06/17/2020 YTD Actual</u>				
01-590-300	NON-DEPARTMENTAL - OPERATING EXPENSES							
01-590-310	Professional Services - Non-Dept	\$ 9,785	\$ 25,000	\$ 6,502	\$ 25,000	\$ 20,000	\$ 25,000	
01-590-311	Engineering Services - Non-Dept		\$ 10,000		\$ 10,000	\$ 5,000	\$ 10,000	
01-590-312	Professional Services - Other - Non-Dept	\$ 2,310	\$ 8,000	\$ 7,500	\$ 8,000	\$ 8,000	\$ 9,000	
01-590-315	Inmate Labor - GF Non - Dept	\$ 28,749	\$ 28,749	\$ 21,561	\$ 28,749	\$ 28,749	\$ 28,749	
01-590-320	Accounting and Auditing - Non-Dept	\$ 19,271	\$ 17,000	\$ 10,293	\$ 17,000	\$ 17,000	\$ 18,000	
01-590-420	Education Reimbursement - Non-Dept							
01-590-440	Rentals & Leases - Non-Dept							
01-590-450	Liability Insurance - Non-Dept	\$ 45,737	\$ 70,000	\$ 46,712	\$ 60,000	\$ 63,000	\$ 65,000	
01-590-464	Vehicle Fuel - Non-Dept	\$ 444	\$ 500	\$ 184	\$ 500	\$ 500	\$ 600	
01-590-465	Vehicle Maintenance - Non-Dept	\$ 823	\$ 500	\$ 58	\$ 500	\$ 500	\$ 500	
01-590-465	Recording and Other Fees							
01-590-510	Office Supplies - Non-Dept	\$ 938	\$ 2,000	\$ 351	\$ 2,000	\$ 2,000	\$ 2,000	
01-590-520	Operating Supplies - Non-Dept	\$ 2,625	\$ 3,000	\$ 1,018	\$ 3,000	\$ 3,000	\$ 3,000	
01-590-521	Emergencies & Contingencies - Operating ...	\$ 1,676	\$ 20,000	\$ 3,726	\$ 20,000	\$ 10,000	\$ 20,000	
01-590-525	Uniforms - Non- Dept	\$ 2,899	\$ 4,500	\$ 620	\$ 3,000	\$ 2,000	\$ 3,000	
01-590-528	Postage - Non-Dept	\$ 766	\$ 1,000	\$ 115	\$ 1,000	\$ 1,000	\$ 1,000	
01-590-540	Books, Pub.& Library Materials - Non-Dept			\$ 2,725	\$ 3,000	\$ 3,000	\$ 3,000	
		\$ 116,023	\$ 190,249	\$ 101,365	\$ 181,749	\$ 163,749	\$ 188,849	
01-590-900	NON-DEPARTMENTAL - OTHER USES							
01-590-920	Transfer to Enterprise Fund - Non-Dept							
01-590-930	Transfer to Police Public Safety Impact Fees Reserves- Non-Dept		\$ 59,984		\$ 1,290	\$ 1,290	\$ 1,290	
01-590-931	Transfer to Fire Public Safety Impact Fees Reserves- Non-Dept		\$ 32,095		\$ 690	\$ 690	\$ 690	
01-590-932	Transfer to Parks & Rec Impact Fees Reserves - Non-Dept		\$ 96,734		\$ 20,803	\$ 20,803	\$ 20,803	
01-590-933	Transfer to Public Facilities Impact Fees Reserves - Non-Dept		\$ 162,564		\$ 34,960	\$ 34,960	\$ 34,960	
01-590-934	Transfer to Transportation Impact Fees Reserves - Non-Dept							
01-590-940	Reserves - Unrestricted Reserves - Non-Dept		\$ 63,392		\$ 116,656	\$ 49,700	\$ 116,656	
01-590-941	Reserves - Emergencies and Contingencies - Non-Dept	\$ 5,192						
01-590-942	Reserves - Capital Outlay Purchases - Non-Dept							
01-590-950	Transfer to Restricted Streets Paving				\$ 52,957	\$ 52,957	\$ 52,957	
01-590-951	Transfer to Restricted Building Permits							
01-590-991	Aids to Private Organizations - Non-Dept	\$ 2,340	\$ 5,000	\$ 350	\$ 3,500	\$ 3,500	\$ 3,500	
01-590-992	Unemployment Claims - Non-Dept		\$ 2,500		\$ 2,500	\$ 2,500	\$ 2,500	
01-590-993	Transfer to Reserve - Non-Dept							
01-590-994	Bank Fees - Non-Dept			\$ 8				
01-590-995	Refund of Overpayments - Non-Dept							
01-590-996	Bad Debt - Non-Dept	\$ (2,477)	\$ 3,000	\$ 8,723	\$ 10,000	\$ 10,000	\$ 10,000	
01-590-997	Other - Employee Settlements - Non Dept							
01-590-998	Fund Balance - Out of Balance - Non-Dept							
01-590-999	Other - Non-Operating Charges - Non-Dept	\$ (877)	\$ 5,500	\$ 8,007	\$ 12,000	\$ 12,190	\$ 12,000	
		\$ 4,178	\$ 430,769	\$ 17,087	\$ 255,356	\$ 188,590	\$ 255,356	
	DEPARTMENT TOTAL	\$ 120,201	\$ 621,018	\$ 118,453	\$ 437,105	\$ 352,339	\$ 444,205	

ENTERPRISE FUND

Revenues



FY2021 Enterprise Fund Revenues

<u>Account Number</u>	<u>Account Description</u>	<u>FY19 Actual</u>	<u>FY120 - Budget</u>	<u>FY20</u>		<u>FY21 - Dept Requested</u>	<u>FY21- Proposed</u>	<u>Estimated FY22 Budget</u>
				<u>06/17/2019 YTD Actual</u>				
05-314-301	OTHER PERMITS AND FEES							
05-314-301	RTS- City 10% Uty Tax	\$ 2,112	\$ -	\$ 159	\$ -	\$ -	\$ -	\$ -
		\$ 2,112	\$ -	\$ 159	\$ -	\$ -	\$ -	\$ -
05-324-000	IMPACT FEES							
05-324-210	Water Impact Fees	\$ 85,603	\$ 162,471	\$ 118,796	\$ 34,940	\$ 34,940	\$ 34,940	\$ 34,940
05-324-220	Sewer Impact Fees	\$ 211,920	\$ 410,595	\$ 286,975	\$ 88,300	\$ 88,300	\$ 88,300	\$ 88,300
		\$ 297,523	\$ 573,066	\$ 405,771	\$ 123,240	\$ 123,240	\$ 123,240	\$ 123,240
05-325-000	SPECIAL ASSESSMENTS							
05-325-110	Connection Fees - Sewer							
05-325-111	Connection Fees - Water (Permits - Cash Basis)	\$ 42,430	\$ 81,840	\$ 57,855	\$ 17,400	\$ 17,400	\$ 17,400	\$ 17,400
05-325-112	Connection Fees - Water (Utility Billing - Accrual)	\$ 3,045	\$ 500	\$ 4,275				
05-325-210	Readiness to Serve Charge - Sewer	\$ 30,892	\$ 29,148	\$ 2,741				
05-325-211	Readiness to Serve Charge - Water	\$ 21,260	\$ 21,704	\$ 1,589				
		\$ 97,627	\$ 133,192	\$ 66,461	\$ 17,400	\$ 17,400	\$ 17,400	\$ 17,400
05-329-000	OTHER PERMITS AND FEES							
05-329-200	Other Lic./Fees/Permits	\$ 2,661	\$ 2,000	\$ 800	\$ 1,300	\$ 1,300	\$ 1,300	\$ 1,300
		\$ 2,661	\$ 2,000	\$ 800	\$ 1,300	\$ 1,300	\$ 1,300	\$ 1,300
05-331-000	GRANTS & AIDS - FEDERAL							
05-331-310	Water Supply System Grants	\$ -	\$ -	\$ -	\$ -	\$ -	\$ -	\$ -
05-331-350	Sewer/Wastewater Grants	\$ -	\$ -	\$ 469,302	\$ -	\$ -	\$ -	\$ -
05-331-370	Small Community Wastewater Grant	\$ 128,000	\$ -	\$ -	\$ -	\$ -	\$ -	\$ -
05-331-510	CDBG	\$ -	\$ -	\$ -	\$ -	\$ -	\$ -	\$ -
05-331-520	CDBG - SCADA	\$ -	\$ -	\$ -	\$ -	\$ -	\$ -	\$ -
		\$ 128,000	\$ -	\$ 469,302	\$ -	\$ -	\$ -	\$ -
05-334-000	GRANTS & AIDS - STATE							
05-334-900	CIBR Grants	\$ -	\$ -	\$ -	\$ -	\$ -	\$ -	\$ -
		\$ -	\$ -	\$ -	\$ -	\$ -	\$ -	\$ -
05-340-000	CHARGES FOR SERVICES							
05-340-100	Back Flow Fees	\$ -	\$ -	\$ -	\$ -	\$ -	\$ -	\$ -
05-340-200	Monthly Fees	\$ -	\$ -	\$ -	\$ -	\$ -	\$ -	\$ -
05-340-300	Water Utility Revenue	\$ 1,165,226	\$ 1,214,879	\$ 847,001	\$ 1,423,995	\$ 1,423,995	\$ 1,423,995	\$ 1,423,995
05-340-500	Sewer Utility Revenue	\$ 1,091,754	\$ 1,149,532	\$ 792,819	\$ 1,331,832	\$ 1,331,832	\$ 1,331,832	\$ 1,331,832
		\$ 2,256,979	\$ 2,364,411	\$ 1,639,820	\$ 2,755,827	\$ 2,755,827	\$ 2,755,827	\$ 2,755,827
05-359-000	OTHER JUDGEMENTS, FINES, & FORFEITURES							
05-359-100	Other Fines and/or Forfeitures	\$ 30,795	\$ 23,800	\$ 20,530	\$ 21,140	\$ 21,140	\$ 21,140	\$ 21,140
05-359-200	Non Sufficient Funds	\$ 1,560	\$ 1,300	\$ 875	\$ 1,206	\$ 1,206	\$ 1,206	\$ 1,206
05-359-300	Late Fees	\$ 30,996	\$ 29,000	\$ 11,708	\$ 30,000	\$ 30,000	\$ 30,000	\$ 30,000
		\$ 63,351	\$ 54,100	\$ 33,113	\$ 52,346	\$ 52,346	\$ 52,346	\$ 52,346
05-361-000	INTEREST INCOME							
05-361-100	Interest Income	\$ -	\$ -	\$ -	\$ -	\$ -	\$ -	\$ -

<u>Account Number</u>	<u>Account Description</u>	<u>FY20</u>					<u>Estimated FY22 Budget</u>
		<u>FY19 Actual</u>	<u>FY120 - Budget</u>	<u>06/17/2019 YTD Actual</u>	<u>FY21 - Dept Requested</u>	<u>FY21- Proposed</u>	
		\$ -	\$ -	\$ -	\$ -	\$ -	\$ -
05-365-000	SALE OF SURPLUS MATERIALS AND SCRAP						
05-365-100	Sales of Surplus Property	\$ -	\$ -	\$ -	\$ -	\$ -	\$ -
		\$ -	\$ -	\$ -	\$ -	\$ -	\$ -
05-366-000	CONTRIBUTIONS & DONATIONS - PRIVATE SOURCES						
05-366-100	Private Donations	\$ -	\$ -	\$ -	\$ -	\$ -	\$ -
		\$ -	\$ -	\$ -	\$ -	\$ -	\$ -
05-369-000	OTHER MISCELLANEOUS INCOME						
05-369-100	Misc. Income	\$ (506)		\$ 8,428	\$ -	\$ -	\$ -
05-369-110	Refund of Overpayments				\$ -	\$ -	\$ -
05-369-111	Cash Drawer Overage			\$ 20	\$ -	\$ -	\$ -
05-369-112	Cash Drawer Overage - Bank Reconciliation			\$ 838	\$ -	\$ -	\$ -
05-369-300	Reappropriation of Surplus				\$ -	\$ -	\$ -
05-369-400	Insurance Proceeds			\$ 5,682	\$ -	\$ -	\$ -
05-369-401	Insurance - Claims	\$ 7,023			\$ -	\$ -	\$ -
05-369-700	Misc - Income - Reimbursement - Invoiced				\$ -	\$ -	\$ -
		\$ 6,518	\$ -	\$ 14,968	\$ -	\$ -	\$ -
05-381-000	INTRAGOVERNMENTAL TRANSFERS IN						
05-381-100	Transfer From General Fund						
05-381-900	Cash Carry Forward		\$ 130,000	\$ -		\$ 25,000	
		\$ -	\$ 130,000	\$ -	\$ -	\$ 25,000	\$ -
05-385-000	BOND PROCEEDS						
05-385-100	Bond Proceeds - Sewer						
05-385-101	Bond Proceeds - Water						
		\$ -	\$ -	\$ -	\$ -	\$ -	\$ -
05-386-000	INTRAGOVERNMENTAL TRANSFERS						
05-386-100	USDA Grant Proceeds - Sewer	\$ -	\$ -	\$ -	\$ -	\$ -	\$ -
05-386-101	USDA Grant Proceeds - Water	\$ -	\$ -	\$ -	\$ -	\$ -	\$ -
		\$ -	\$ -	\$ -	\$ -	\$ -	\$ -
	TOTAL ENTERPRISE FUND REVENUES	\$ 2,854,772	\$ 3,256,769	\$ 2,630,393	\$ 2,950,113	\$ 2,975,113	\$ 2,950,113

ENTERPRISE FUND

Expenditures



Water Operations Budget

<u>Account Number</u>	<u>Account Description</u>			<u>FY20</u>				<u>Estimated FY22 Budget</u>
		<u>FY19 Actual</u>	<u>FY20 - Budget</u>	<u>06/17/2020 YTD Actual</u>	<u>FY21 - Dept Requested</u>	<u>FY21- Proposed</u>		
05-533-100	WATER OPERATIONS - PERSONNEL EXPENSES							
05-533-120	Regular Salary - Wages - Water Oper	\$ 176,308	\$ 205,272	\$ 111,029	\$ 248,834	\$ 255,102	\$ 255,102	\$ 255,102
05-533-140	Overtime - Water Oper	\$ 2,916	\$ 5,262	\$ 3,213	\$ 6,997	\$ 7,539	\$ 7,539	\$ 7,539
05-533-210	Fica Taxes - Water Oper	\$ 13,254	\$ 16,106	\$ 8,779	\$ 19,426	\$ 20,092	\$ 20,092	\$ 20,092
05-533-220	Retirement Contribution - Water Oper	\$ 36,385	\$ 17,832	\$ 10,385	\$ 25,393	\$ 25,583	\$ 25,583	\$ 25,583
05-533-230	Life & Health Insurance - Water Oper	\$ 42,373	\$ 54,105	\$ 30,351	\$ 56,376	\$ 56,218	\$ 56,218	\$ 56,218
05-533-240	Worker's Compensation - Water Oper	\$ 7,570	\$ 9,746	\$ 6,305	\$ 4,871	\$ 6,036	\$ 6,036	\$ 6,036
		\$ 278,806	\$ 308,323	\$ 170,061	\$ 361,897	\$ 370,571	\$ 370,571	\$ 370,571
05-533-300	WATER OPERATIONS - OPERATING EXPENSES							
05-533-305	Contract Labor - Water Oper							
05-533-310	Professional Services - Water Oper	\$ 28,292	\$ 20,000	\$ 14,563	\$ 20,000	\$ 20,000	\$ 20,000	\$ 20,000
05-533-311	Engineering Services - Water Oper	\$ (1,558)	\$ 30,000	\$ 5,275	\$ 30,000	\$ 30,000	\$ 30,000	\$ 30,000
05-533-312	Professional Services - Other - Water Op	\$ 3,952	\$ 20,000	\$ 2,079	\$ 20,000	\$ 20,000	\$ 20,000	\$ 20,000
05-533-313	Professional Services - Polk Regional Wtr Coop	\$ 2,871	\$ 5,000	\$ 1,957				
05-533-315	Inmate Labor - Water Oper							
05-533-400	Travel and Training - Water Oper	\$ 873	\$ 500	\$ 195	\$ 500	\$ 500	\$ 500	\$ 500
05-533-410	Communication Services - Water Oper	\$ 4,160	\$ 3,500	\$ 2,679	\$ 3,500	\$ 3,500	\$ 3,500	\$ 3,500
05-533-420	Education Reimbursement - Water Operations	\$ -	\$ 3,000	\$ -				
05-533-430	Utilities - Water Oper	\$ 1,266	\$ -	\$ 917				
05-533-431	Mt. Olive WTP - Utilities - Water Oper	\$ 3,192	\$ 6,900	\$ 14,112	\$ 6,900	\$ 6,900	\$ 7,000	\$ 7,000
05-533-432	Commonwealth WTP - Utilities - Water Oper	\$ 1,501	\$ 4,620	\$ 282	\$ 4,620	\$ 4,620	\$ 5,000	\$ 5,000
05-533-433	V. Matt Williams WTP - Utilities - Water Oper	\$ 12,854	\$ 12,000	\$ 19,926	\$ 12,000	\$ 12,000	\$ 12,000	\$ 12,000
05-533-440	Rentals and Leases - Water Oper	\$ -						
05-533-460	Repairs and Maintenance - Water Oper	\$ 39,222	\$ 40,000	\$ 6,071	\$ 40,000	\$ 40,000	\$ 40,000	\$ 40,000
05-533-461	Mt. Olive WTP - Repairs & Maint - Water Oper	\$ 34,081	\$ 10,000	\$ 13,096	\$ 10,000	\$ 10,000	\$ 15,000	\$ 15,000
05-533-462	Commonwealth WTP - Repairs & Maint - Water Oper	\$ -	\$ 8,000	\$ 2,586	\$ 10,000	\$ 10,000	\$ 8,000	\$ 8,000
05-533-463	V. Matt Williams WTP - Repairs & Maint - Water Oper	\$ -	\$ 8,000	\$ 4,061	\$ 10,000	\$ 10,000	\$ 8,000	\$ 8,000
05-533-464	Vehicle Fuel - Water Oper	\$ 10,665	\$ 7,000	\$ 5,529	\$ 7,000	\$ 7,000	\$ 7,000	\$ 7,000
05-533-465	Vehicle Maintenance - Water Oper	\$ 13,134	\$ 8,000	\$ 5,379	\$ 8,000	\$ 8,000	\$ 8,000	\$ 8,000
05-533-466	Public Works/Utilites Facility - Repairs & Maintenance	\$ 4,265	\$ 6,000	\$ 555				
05-533-470	Printing and Reproduction - Water Oper	\$ -		\$ 155				
05-533-490	Other Current Charges - Water Oper	\$ -		\$ -				
05-533-492	Recording & Other Fees - Water Oper	\$ 5,300	\$ 4,300	\$ 3,300				
05-533-493	Equipment Rental - Water Oper	\$ -		\$ 218	\$ 4,300	\$ 4,300	\$ 4,300	\$ 4,300
05-533-510	Office Supplies - Water Oper	\$ 253	\$ 1,000	\$ 279	\$ 1,000	\$ 1,000	\$ 1,000	\$ 1,000
05-533-520	Operating Supplies - Water Oper	\$ 24,076	\$ 15,000	\$ 11,236	\$ 15,000	\$ 15,000	\$ 15,000	\$ 15,000
05-533-521	Mt. Olive WTP Operating Supplies - Water Oper	\$ -						
05-533-522	Commonwealth WTP Operating Supplies - Water Oper	\$ -						
05-533-522	V Matt Williams WTP Operating Supplies - Water Oper	\$ -						
05-533-524	Chemicals - Water Oper	\$ 3,234	\$ 9,000	\$ 4,012	\$ 9,000	\$ 9,000	\$ 10,000	\$ 10,000
05-533-525	Uniforms - Water Oper	\$ -						
05-533-526	Meter Supplies - New Installs- Water Oper	\$ 56,118	\$ 90,000	\$ 77,422	\$ 90,000	\$ 90,000	\$ 90,000	\$ 90,000

<u>Account Number</u>	<u>Account Description</u>	<u>FY20</u>			<u>FY21 - Dept Requested</u>	<u>FY21- Proposed</u>	<u>Estimated FY22 Budget</u>
		<u>FY19 Actual</u>	<u>FY20 - Budget</u>	<u>06/17/2020 YTD Actual</u>			
05-533-527	Meter Supplies - Repairs & Maintenance - Water Oper	\$ 11,815	\$ 20,000	\$ 35,920	\$ 20,000	\$ 80,000	\$ 20,000
05-533-530	Road Materials & Supplies - Water Oper	\$ -	\$ 2,000				
05-533-540	Books, Pub., Sub., & Memberships - Water	\$ 1,404	\$ -	\$ 760	\$ 2,000	\$ 2,000	\$ 2,000
		<u>\$ 260,970</u>	<u>\$ 333,820</u>	<u>\$ 232,565</u>	<u>\$ 323,820</u>	<u>\$ 383,820</u>	<u>\$ 326,300</u>
05-533-600	WATER OPERATIONS - CAPITAL OUTLAY						
05-533-605	Depreciation Expense - Water Oper	\$ 123,313					
05-533-620	Buildings - Water						
05-533-630	Improvements Other than Building - Water				\$ 60,000	\$ -	\$ -
05-533-631	Improvements Other than Bldg - CDBG Exps						
05-533-632	PRWC Capital Projects						
05-533-634	SCADA System - Water Oper						
05-533-640	Machinery & Equipment - Water Oper		\$ 120,000	\$ 5,783			
05-533-641	Mt. Olive WTP - Machinery & Equipment		\$ 150,000	\$ 124,934	\$ 80,000	\$ 80,000	\$ 80,000
05-533-642	Commonwealth WTP - Machinery & Equipment		\$ 20,000				
05-533-643	V. Matt Williams WTP - Machinery & Equipment		\$ 20,000				
05-533-650	Construction In Progress - Water Oper			\$ 19,148			
05-533-660	Other Capital Assets - Water Operations			\$ 32,178			
		<u>\$ 123,313</u>	<u>\$ 310,000</u>	<u>\$ 182,042</u>	<u>\$ 140,000</u>	<u>\$ 80,000</u>	<u>\$ 80,000</u>
05-533-700	WATER OPERATIONS - DEBT SERVICE						
05-533-710	Principal - Water Oper		\$ 79,277	\$ 22,227	\$ 81,559	\$ 81,559	\$ 60,473
05-533-720	Interest - Water Oper	\$ 76,351	\$ 72,847	\$ 37,681	\$ 71,763	\$ 71,763	\$ 69,356
05-533-730	Other Debt Service Costs - Water Oper						
05-533-733	Mandated Reserve - Water Oper						
05-533-920	Transfer to General Fund - Water Operations						
05-533-733	Other Non- Operating Charges - Water Oper						
		<u>\$ 76,351</u>	<u>\$ 152,124</u>	<u>\$ 59,908</u>	<u>\$ 153,322</u>	<u>\$ 153,322</u>	<u>\$ 129,829</u>
DEPARTMENT TOTAL		<u>\$ 616,127</u>	<u>\$ 1,104,267</u>	<u>\$ 644,577</u>	<u>\$ 979,039</u>	<u>\$ 987,713</u>	<u>\$ 906,699</u>

Sewer Operations Budget

<u>Account Number</u>	<u>Account Description</u>	<u>FY19 Actual</u>	<u>FY20 - Budget</u>	<u>FY20</u>		<u>FY21 - Dept Requested</u>	<u>FY21- Proposed</u>	<u>Estimated FY22 Budget</u>
				<u>06/17/2020 YTD Actual</u>				
05-535-100	SEWER OPERATIONS - PERSONNEL EXPENSES							
05-535-120	Regular Salary - Wages - Water Oper	\$ 109,004	\$ 130,319	\$ 66,302	\$ 109,224	\$ 109,923	\$ 109,224	\$ 109,224
05-535-140	Overtime - Water Oper	\$ 3,492	\$ 3,475	\$ 3,484	\$ 6,409	\$ 6,469	\$ 6,409	\$ 6,409
05-535-210	Fica Taxes - Water Oper	\$ 8,465	\$ 10,235	\$ 5,387	\$ 8,683	\$ 8,904	\$ 8,683	\$ 8,683
05-535-220	Retirement Contribution - Water Oper	\$ 20,008	\$ 11,332	\$ 6,427	\$ 11,350	\$ 11,563	\$ 11,350	\$ 11,350
05-535-230	Life & Health Insurance - Water Oper	\$ 22,998	\$ 30,744	\$ 17,567	\$ 23,383	\$ 23,383	\$ 23,383	\$ 23,383
05-535-240	Worker's Compensation - Water Oper	\$ 3,694	\$ 10,388	\$ -	\$ 3,163	\$ 4,140	\$ 3,163	\$ 3,163
		\$ 167,661	\$ 196,493	\$ 99,169	\$ 162,212	\$ 164,383	\$ 162,212	\$ 162,212
05-535-300	SEWER OPERATIONS - OPERATING EXPENSES							
05-535-305	Contract Labor - Sewer Oper							
05-535-310	Professional Services - Sewer Oper	\$ 35,124	\$ 25,000	\$ 37,965	\$ 20,000	\$ 20,000	\$ 20,000	\$ 20,000
05-535-311	Engineering Services - Sewer Oper	\$ (1,558)	\$ 20,000	\$ 8,429	\$ 20,000	\$ 20,000	\$ 20,000	\$ 20,000
05-535-312	Professional Services - Other - Sewer Op	\$ 4,566	\$ 14,000	\$ 487				
05-535-315	Inmate Labor - Sewer Oper		\$ -					
05-535-400	Travel and Training - Sewer Oper	\$ 1,942	\$ 2,000	\$ 45	\$ 1,000	\$ 1,000	\$ 1,000	\$ 1,000
05-535-410	Communication Services - Sewer Oper	\$ 3,300	\$ 3,500	\$ 2,468	\$ 2,500	\$ 2,500	\$ 2,500	\$ 2,500
05-535-411	Cardinal Hill WWTP - Communications - Sewer	\$ 975	\$ 1,500	\$ 132	\$ 1,500	\$ 1,500	\$ 1,500	\$ 1,500
05-535-412	Mt. Olive WWTP - Communications - Sewer	\$ 2,376	\$ 2,500	\$ 1,626	\$ 2,500	\$ 2,500	\$ 2,500	\$ 2,500
05-535-430	Utilities - Sewer Oper	\$ 6,216	\$ 7,000	\$ 4,393	\$ 7,000	\$ 7,000	\$ 7,000	\$ 7,000
05-535-431	Cardinal Hill WWTP - Utilities - Sewer Oper	\$ 18,680	\$ 21,000	\$ 17,325	\$ 21,000	\$ 21,000	\$ 21,000	\$ 21,000
05-535-432	Mt. Olive WWTP - Utilities - Sewer Oper	\$ 7,476	\$ 11,000	\$ 6,324	\$ 11,000	\$ 11,000	\$ 11,000	\$ 11,000
05-535-440	Rentals and Leases - Sewer Oper		\$ -		\$ 5,000	\$ 5,000	\$ 5,000	\$ 5,000
05-535-450	Liability Insurance - Sewer Oper		\$ -					
05-535-460	Repairs and Maintenance - Sewer Oper	\$ 53,551	\$ 100,000	\$ 63,032	\$ 100,000	\$ 100,000	\$ 100,000	\$ 100,000
05-535-461	Cardinal Hill - Repairs & Maint - Sewer Oper	\$ 4,888	\$ 40,000	\$ 1,494	\$ 40,000	\$ 40,000	\$ 40,000	\$ 40,000
05-535-464	Vehicle Fuel - Sewer Oper	\$ 12,008	\$ 4,000	\$ 8,112	\$ 4,000	\$ 4,000	\$ 4,000	\$ 4,000
05-535-465	Vehicle Maintenance - Sewer Oper	\$ 13,288	\$ 8,000	\$ 7,749	\$ 10,000	\$ 10,000	\$ 10,000	\$ 10,000
05-535-466	Public Works/Utilites Facility - Repairs & Maintenance	\$ 4,421	\$ 6,000					
05-535-470	Printing and Reproduction - Sewer Oper		\$ 60		\$ 60	\$ 60	\$ 60	\$ 60
05-535-490	Other Current Charges - Sewer Oper	\$ 168	\$ -					
05-535-492	Recording & Other Fees - Sewer Oper	\$ 125	\$ 1,000	\$ 100	\$ 1,000	\$ 1,000	\$ 1,000	\$ 1,000
05-535-493	Equipment Rental - Sewer Oper		\$ 4,000		\$ 4,000	\$ 4,000	\$ 4,000	\$ 4,000
05-535-510	Office Supplies - Sewer Oper	\$ 263	\$ 1,000	\$ 279	\$ 1,000	\$ 1,000	\$ 1,000	\$ 1,000
05-535-520	Operating Supplies - Sewer Oper	\$ 11,208	\$ 8,000	\$ 6,163	\$ 8,000	\$ 8,000	\$ 8,000	\$ 8,000
05-535-521	Cardinal Hill WWTP - Operating Supplies	\$ 27	\$ 8,000					
05-535-522	Cardinal Hill WWTP - Sludge Hauling	\$ 15,360	\$ -	\$ 3,952				
05-535-524	Chemicals - Sewer Oper	\$ 30,790	\$ 17,000	\$ 12,397	\$ 17,000	\$ 17,000	\$ 17,000	\$ 17,000
05-535-525	Uniforms - Sewer Oper							
05-535-530	Road Materials & Supplies - Sewer Oper	\$ 28						
05-535-540	Books, Pub., Sub., & Memberships - Sewer	\$ 418	\$ 1,000	\$ 580	\$ 1,000	\$ 1,000	\$ 1,000	\$ 1,000
		\$ 225,640	\$ 305,560	\$ 183,051	\$ 277,560	\$ 277,560	\$ 277,560	\$ 277,560
05-535-600	SEWER OPERATIONS - CAPITAL OUTLAY							

<u>Account Number</u>	<u>Account Description</u>	<u>FY19 Actual</u>	<u>FY20 - Budget</u>	<u>FY20 06/17/2020 YTD Actual</u>	<u>FY21 - Dept Requested</u>	<u>FY21- Proposed</u>	<u>Estimated FY22 Budget</u>
05-535-605	Depreciation Expense - Sewer Oper	\$ 207,323					
05-535-610	Land - Sewer Oper						
05-535-620	Buildings - Sewer Oper						
05-535-630	Improvements Other than Building - Sewer		\$ 50,000	\$ 6,805	\$ 15,000	\$ 155,000	\$ 15,000
05-535-640	Machinery & Equipment - Sewer Oper	\$ 930	\$ 80,000			\$ 92,682	
05-535-641	Cardinal Hill WWTP - Machinery & Equip	\$ 950	\$ 30,000		\$ 60,000	\$ 60,000	\$ 60,000
05-535-650	Construction In Progress - Sewer Oper		\$ 410,595	\$ 273,884			
05-535-660	Books, Pub.& Library Materials - Sewer O						
		<hr/>	<hr/>	<hr/>	<hr/>	<hr/>	<hr/>
		\$ 209,203	\$ 570,595	\$ 280,689	\$ 75,000	\$ 307,682	\$ 75,000
05-535-700	SEWER OPERATIONS - DEBT SERVICE						
05-535-710	Principal - Sewer Oper		\$ 319,972	\$ 63,135	\$ 357,669	\$ 358,501	\$ 234,569
05-535-720	Interest - Sewer Oper	\$ 302,312	\$ 295,533	\$ 148,143	\$ 286,439	\$ 287,564	\$ 279,224
05-535-722	Interest - DEP Effluent Disposal Loan	\$ 4,626	\$ -				
05-535-730	Other Debt Service Costs - Sewer Oper						
05-535-733	Mandated Reserve - Sewer Oper						
		<hr/>	<hr/>	<hr/>	<hr/>	<hr/>	<hr/>
		\$ 306,938	\$ 615,505	\$ 211,278	\$ 644,108	\$ 646,065	\$ 513,793
05-535-900	SEWER OPERATIONS - DEBT SERVICE						
05-535-920	Transfer to General Fund - Sewer Oper						
		<hr/>	<hr/>	<hr/>	<hr/>	<hr/>	<hr/>
		\$ -	\$ -	\$ -	\$ -	\$ -	\$ -
		<hr/>	<hr/>	<hr/>	<hr/>	<hr/>	<hr/>
	DEPARTMENT TOTAL	\$ 909,442	\$ 1,688,153	\$ 774,187	\$ 1,158,879	\$ 1,395,690	\$ 1,028,565

Enterprise Fund Non-Departmental Budget

<u>Account Number</u>	<u>Account Description</u>	<u>FY19 Actual</u>	<u>FY20 - Budget</u>	<u>FY20</u>		<u>FY21 - Proposed</u>	<u>Estimated</u>
				<u>06/17/2020 YTD Actual</u>	<u>FY21 - Dept Requested</u>		
05-590-300	NON-DEPARTMENTAL - OPERATING EXPENSES						
05-590-310	Professional Services - Non-Dept	\$ 27,328	\$ 25,000	\$ 18,202	\$ 25,000	\$ 25,000	\$ 25,000
05-590-311	Engineering Services - Non-Dept		\$ 10,000		\$ -	\$ -	\$ -
05-590-312	Professional Services - Other - Non-Dept	\$ 8,240	\$ 8,000	\$ -	\$ 10,000	\$ 10,000	\$ 10,000
05-590-315	Inmate Labor - EF Non - Dept	\$ 28,749	\$ 28,749	\$ 21,561	\$ 28,749	\$ 28,749	\$ 28,749
05-590-320	Accounting and Auditing - Non-Dept	\$ 30,497	\$ 17,000	\$ 20,898	\$ 25,000	\$ 25,000	\$ 25,000
05-590-440	Rentals & Leases - Non-Dept	\$ 4,609	\$ -	\$ 3,270	\$ 4,500	\$ 4,500	\$ 4,500
05-590-450	Liability Insurance - Non-Dept	\$ 45,737	\$ 70,000	\$ 46,712	\$ 60,000	\$ 63,000	\$ 65,000
05-590-492	Recording & Other Fees - Non-Dept	\$ -	\$ -	\$ -			
05-590-510	Office Supplies - Non-Dept	\$ 841	\$ 1,000	\$ 330	\$ 1,000	\$ 1,000	\$ 1,000
05-590-520	Operating Supplies - Non-Dept	\$ 844	\$ 3,000	\$ 70	\$ 3,000	\$ 3,000	\$ 3,000
05-590-521	Emergencies & Contingencies - Operating ...	\$ 7,198	\$ 20,000		\$ 20,000	\$ 20,000	\$ 20,000
05-590-525	Uniforms - Non- Dept	\$ 1,494	\$ 4,500	\$ 1,271	\$ 4,500	\$ 4,500	\$ 4,500
05-590-528	Postage - Non-Dept	\$ 64	\$ 3,000		\$ 3,000	\$ 3,000	\$ 3,000
05-590-540	Books, Pub., Sub., & Memberships - Non-Dept	\$ -	\$ -	\$ 1,152	\$ 2,000	\$ 2,000	\$ 2,000
		\$ 155,601	\$ 190,249	\$ 113,467	\$ 186,749	\$ 189,749	\$ 191,749
05-590-600	NON-DEPARTMENTAL - CAPITAL OUTLAY						
05-590-630	Improvements Other Than Buildings	\$ -	\$ -				\$ -
		\$ -	\$ -	\$ -	\$ -	\$ -	\$ -
05-590-700	NON-DEPARTMENTAL - CAPITAL OUTLAY						
05-590-720	Interest Bond 2017 Issue	\$ (44,749)	\$ -	\$ -	\$ -	\$ -	
05-590-730	Other Debt Service Costs	\$ 64,105	\$ -	\$ -	\$ -	\$ -	\$ -
		\$ 19,356	\$ -	\$ -	\$ -	\$ -	\$ -
05-590-900	NON-DEPARTMENTAL - OTHER USES						
05-590-920	Transfer to General Fund - Non-Dept	\$ 25,000	\$ 25,000		\$ 145,000	\$ 155,000	\$ 155,000
05-590-930	Transfer to Water Impact Fees Reserves - Non-Dept		\$ 162,473		\$ 34,940	\$ 34,940	\$ 34,940
05-590-931	Transfer to Sewer Impact Fees Reserves - Non-Dept		\$ 83,077		\$ 73,300	\$ 73,300	\$ 73,300
05-590-940	Transfer to Unrestricted Reserves - Non-Dept				\$ 205,523	\$ 244,721	\$ 205,523
05-590-941	Reserves - Emergencies and Contingencies - Non-Dept						
05-590-942	Reserves - Capital Outlay Purchases - Non-Dept						
05-590-992	Unemployment Claims - Non-Dept		\$ 2,000		\$ 2,000	\$ 2,000	\$ 2,000
05-590-993	Transfer to Reserve - Non-Dept						
05-590-994	Bank Fees - Non-Dept		\$ 1,550		\$ 1,000	\$ 1,000	\$ 1,000
05-590-995	Refund of Overpayments - Non-Dept						
05-590-996	Bad Debt - Non-Dept	\$ 11,249	\$ -	\$ 42,197			
05-590-999	Other Non-Operating Charges - Non-Dept	\$ 4,730	\$ -	\$ 623	\$ 6,000	\$ 6,000	\$ 6,000
		\$ 40,979	\$ 274,100	\$ 42,820	\$ 467,763	\$ 516,961	\$ 477,763
DEPARTMENT TOTAL		\$ 215,936	\$ 464,349	\$ 156,287	\$ 654,512	\$ 706,710	\$ 669,512

CAPITAL IMPROVEMENTS PROGRAM



Polk City
Capital Improvements Program (CIP) - Budgeted - Summarized by Fund
Fiscal Years 2020 - 2021

Project Name	Project Task	GL Acct	FY21	Paid w/Set Aside Reserves
Capital Improvements:				
General Fund:				
Buildings - Roads and Streets	Fence for Public Works and Utility Operations Facility	01-541-620	\$5,000.00	
Improvements Other than Building - Roads	CDBG Grant Project	01-541-630	\$650,000.00	
Machinery & Equipment - Roads & Streets	Replace 2003 F150 \$25,000, Box Trailor \$3,500, and 60" Slope Cutter \$2,500	01-541-640	\$31,000.00	
Buildings - Library	Replace windows with energy efficient windows and replace roof	01-571-620	\$10,000.00	
Improvements Other than Building - Library	Lanscaping - replace fence around parking lot	01-571-630	\$2,000.00	
Books, Pub, and Library Materials - Library	Purchase of new books, other publications and media for children, teens, and adults	01-571-660	\$18,000.00	
Improvements Other Than Buildings - Parks	Improvements to Freedom Park, 2nd Street Pocket Park, and Fishing Pier	01-572-630	\$10,000.00	
Total General Fund CIP Per Fiscal Year			\$726,000.00	

Enterprise Fund:		GL Acct	FY21	
Mt. Olive WTP - Machinery and Equipment - Water Operations	Generator Mt. Olive Water Plant	05-533-641	\$80,000.00	
Improvements Other than Building - Sewer	Replace valves for the defusers in the Aeration Basin	05-535-630	\$15,000.00	
Machinery and Equipment - Sewer	Vac and Jetter with Trailer	05-535-640	\$92,682.00	
Cardinal Hill WWTP - Machinery & Equip	Boat with motor and trailor for aquatic weed spraying and a By-pass pump	05-535-641	\$60,000.00	
Construction In Progress - Sewer Oper		05-535-641	\$0.00	
Total Enterprise Fund CIP Per Fiscal Year			\$247,682.00	

Total: General and Enterprise Fund CIP Per Fiscal Year			\$973,682.00	
---	--	--	---------------------	--

CIP Reserves:				
General Fund:				
		GL Acct	FY21	
Machinery and Equipment - Roads & Streets		01-590-942 / 01-541-640	\$0.00	\$0.00
Total General Fund CIP Reserves Per Fiscal Year			\$0.00	

Enterprise Fund:				
		GL Acct	FY21	
Machinery and Equipment - Water Operations		05-590-942 / 05-533-640	\$0.00	\$0.00
Machinery and Equipment - Sewer Operations		05-590-942 / 05-535-640	\$0.00	\$0.00
Total Enterprise Fund CIP Reserves Per Fiscal Year			\$0.00	

Total: General and Enterprise Fund CIP Reserves Per Fiscal Year			\$0.00	
--	--	--	---------------	--

Polk City
Capital Improvements Program (CIP) - Budgeted - Summarized by Fund
Fiscal Years 2020 - 2021

Project Name	Project Task	GL Acct	FY21	Paid w/Set Aside Reserves
Larger Cost Repairs and Maintenance:				
General Fund:				
Repairs & Maintenance - Stormwater	Stormwater pipe repair -\$15,000 regular storm drain inlet repair and \$35,000 for 4th street stromdrain repair	01-538-460	\$50,000.00	
Total General Fund R&M Per Fiscal Year			\$50,000.00	

Enterprise Fund:				
Engineering - Water Operations	Engineering Services and replacement of waterlines	05-533-311	\$30,000.00	
Repair and Maintenance - Water Operations	Repair and maintenance	05-533-460	\$40,000.00	
Repair and Maintenance - Water Operations	Repair and maintenance	05-533-461	\$10,000.00	
Repair and Maintenance - Water Operations	Repair and maintenance	05-533-462	\$10,000.00	
Repair and Maintenance - Water Operations	Repair and maintenance	05-533-463	\$10,000.00	
Operating Supplies - Water Operations	Distribution system parts and materials.	05-533-520	\$15,000.00	
Operating Supplies - Water Operations	New Installs - Meter Supplies Purchase	05-533-526	\$90,000.00	
Operating Supplies - Water Operations	Repairs & Maintenance - Meter Supplies Purchase	05-533-527	\$80,000.00	
Engineering - Sewer Operations	Misc engineering services.	05-535-311	\$20,000.00	
Repair and Maintenance - Sewer Operations	Repair and maintenance	05-535-460	\$100,000.00	
Repair and Maintenance - Sewer Operations	General repair/maintenance to grounds and facility	05-535-461	\$40,000.00	
Total Enterprise Fund R&M Per Fiscal Year			\$445,000.00	

	FY21
Total: General and Enterprise Fund R&M Per Fiscal Year	\$495,000.00

	FY21
Grand Total: General and Enterprise Fund CIP, CIP Reserves, and R&M Budgeted Per FY	\$1,468,682.00

DEBT SERVICE EXPENDITURES



Polk City Debt Service Summary

FY21 Debt Expense							FY22 Debt Expense							
GL Acct #	Vendor	Loan	Principal	Interest	Mandated Reserves	Total	Principal	Interest	Mandated Reserves	Total				
01-517.710	CB&T	Government Facilities Loan	\$ 79,394.96			\$ 79,394.96	\$ 82,187.92			\$ 82,187.92				
Total 01-517.710 (Principal Exp)						\$ 79,394.96				\$ 82,187.92				
01-517.720	CB&T	Government Facilities Loan		\$ 40,417.52		\$ 40,417.52		37,622.57		\$ 37,622.57				
Total 01-517.720 (Interest Exp)						\$ 40,417.52				\$ 37,622.57				
05-535.710	DEP	DEP SRF Loan Payment - 52101P	\$ 128,358.86			\$ 128,358.86	\$ 131,470.90			\$ 131,470.90				
05-535.710	DEP	DEP SRF Loan Payment - WW531400	\$ 1,715.32			\$ 1,715.32	\$ 1,728.38			\$ 1,728.38				
05-535.710	DEP	DEP SRF Loan Payment - WW531402	\$ 26,926.98			\$ 26,926.98	\$ 26,967.46			\$ 26,967.46				
05-535.710	U.S. Bank	Polk City Water Sewer Series 2017	\$ 200,668.00			\$ 200,668.00	\$ 204,527.00			\$ 204,527.00				
Total 05-535.710 (Principal Exp)						\$ 357,669.16				\$ 364,693.74				
05-535.720	DEP	DEP SRF Loan Payment - 52101P		\$ 45,849.22		\$ 45,849.22		\$ 42,737.12		\$ 42,737.12				
05-535.720	DEP	DEP SRF Loan Payment - WW531400		\$ 254.68		\$ 254.68		\$ 241.62		\$ 241.62				
05-535.720	DEP	DEP SRF Loan Payment - WW531400		\$ 1,705.00		\$ 1,705.00		\$ 1,662.28		\$ 1,662.28				
05-535.720	U.S. Bank	Polk City Water Sewer Series 2017		\$ 240,589.36		\$ 240,589.36		\$ 234,569.32		\$ 234,569.32				
Total 05-535.720 (Interest Exp)						\$ 288,398.26				\$ 279,210.34				
05-533.710	U.S. Bank	Polk City Water Sewer Series 2017	\$ 59,332.00			\$ 59,332.00	\$ 60,473.00			\$ 60,473.00				
05-533.710	Tax-Exempt Lea	2014 Meter Replacement Program	\$ 22,847.48			\$ 22,847.48	\$ -			\$ -				
Total 05-533.710 (Principal Exp)						\$ 82,179.48				\$ 60,473.00				
05-533.720	U.S. Bank	Polk City Water Sewer Series 2017		\$ 71,135.65		\$ 71,135.65		\$ 69,355.69		\$ 69,355.69				
05-533.720	Tax-Exempt Lea	2014 Meter Replacement Program		\$ 637.41		\$ 637.41		\$ -		\$ -				
Total 05-533.720 (Interest Exp)						\$ 71,773.06				\$ 69,355.69				
			\$ 519,243.60	\$ 400,588.84	\$ -	\$ 919,832.44	\$ 507,354.66	\$ 386,188.60	\$ -	\$ 893,543.26				
						Grand Total	Grand Total							
			FY21 Debt			Loan			FY21 Debt			Loan		
			\$ 119,812.48							\$ 119,810.49				
			\$ 174,208.08							\$ 174,208.02				
			\$ 1,970.00							\$ 1,970.00				
			\$ 28,631.98							\$ 28,629.74				
			\$ 571,725.01							\$ 568,925.01				
			\$ 23,484.89							\$ -				
			\$ 919,832.44							\$ 893,543.26				
			Total FY21 Debt Payments			Total FY21 Debt Payments			Total FY21 Debt Payments			Total FY21 Debt Payments		

Polk City

Current Debt Schedule - Amounts Include **Principal and Interest**

FY	Semiannual Payments			Semiannual Payments			Semiannual Payments			Semiannual Payments			Total Per Fiscal Year
	2) DEP/SRF			3) US Bank			5) DEP/SRF			6) DEP/SRF			
	Principal	2.41% Interest	51201P	Principal	3 to 4.25% Interest	Series 2017	Principal	.76% Interest	WW531400	Principal	.46% Interest	WW531402	
2021	\$ 128,358.86	\$ 45,849.22	\$ 174,208.08	\$ 260,000.00	\$ 311,725.00	\$ 571,725.00	\$ 1,715.32	\$ 254.68	\$ 1,970.00	\$ 27,758.61	\$ 871.13	\$ 28,629.74	\$ 776,532.82
2022	\$ 131,470.96	\$ 42,737.12	\$ 174,208.08	\$ 265,000.00	\$ 303,925.00	\$ 568,925.00	\$ 1,728.38	\$ 241.62	\$ 1,970.00	\$ 26,953.98	\$ 1,675.76	\$ 28,629.74	\$ 773,732.82
2023	\$ 134,658.50	\$ 39,549.58	\$ 174,208.08	\$ 275,000.00	\$ 295,975.00	\$ 570,975.00	\$ 1,741.54	\$ 228.46	\$ 1,970.00	\$ 26,981.12	\$ 1,648.62	\$ 28,629.74	\$ 775,782.82
2024	\$ 137,923.32	\$ 36,284.76	\$ 174,208.08	\$ 280,000.00	\$ 287,725.00	\$ 567,725.00	\$ 1,754.80	\$ 215.20	\$ 1,970.00	\$ 27,008.38	\$ 1,621.36	\$ 28,629.74	\$ 772,532.82
2025	\$ 141,267.28	\$ 32,940.80	\$ 174,208.08	\$ 290,000.00	\$ 279,325.00	\$ 569,325.00	\$ 1,768.16	\$ 201.84	\$ 1,970.00	\$ 27,035.76	\$ 1,593.98	\$ 28,629.74	\$ 774,132.82
2026	\$ 144,692.34	\$ 29,515.74	\$ 174,208.08	\$ 300,000.00	\$ 267,725.00	\$ 567,725.00	\$ 1,781.62	\$ 188.38	\$ 1,970.00	\$ 27,063.28	\$ 1,566.46	\$ 28,629.74	\$ 772,532.82
2027	\$ 148,200.44	\$ 26,007.64	\$ 174,208.08	\$ 310,000.00	\$ 255,725.00	\$ 565,725.00	\$ 1,795.20	\$ 174.80	\$ 1,970.00	\$ 27,090.92	\$ 1,538.82	\$ 28,629.74	\$ 770,532.82
2028	\$ 151,793.60	\$ 22,414.48	\$ 174,208.08	\$ 325,000.00	\$ 243,325.00	\$ 568,325.00	\$ 1,808.86	\$ 161.14	\$ 1,970.00	\$ 27,118.68	\$ 1,511.06	\$ 28,629.74	\$ 773,132.82
2029	\$ 155,473.84	\$ 18,734.24	\$ 174,208.08	\$ 340,000.00	\$ 230,325.00	\$ 570,325.00	\$ 1,822.62	\$ 147.38	\$ 1,970.00	\$ 27,146.58	\$ 1,483.16	\$ 28,629.74	\$ 775,132.82
2030	\$ 159,243.34	\$ 14,964.74	\$ 174,208.08	\$ 350,000.00	\$ 216,725.00	\$ 566,725.00	\$ 1,836.52	\$ 133.48	\$ 1,970.00	\$ 27,174.60	\$ 1,455.14	\$ 28,629.74	\$ 771,532.82
2031	\$ 163,104.24	\$ 11,103.84	\$ 174,208.08	\$ 370,000.00	\$ 202,725.00	\$ 572,725.00	\$ 1,850.50	\$ 119.50	\$ 1,970.00	\$ 27,202.74	\$ 1,427.00	\$ 28,629.74	\$ 777,532.82
2032	\$ 167,058.74	\$ 7,149.34	\$ 174,208.08	\$ 380,000.00	\$ 187,925.00	\$ 567,925.00	\$ 1,864.58	\$ 105.42	\$ 1,970.00	\$ 27,231.02	\$ 1,398.72	\$ 28,629.74	\$ 772,732.82
2033	\$ 171,109.21	\$ 3,098.96	\$ 174,208.17	\$ 395,000.00	\$ 172,725.00	\$ 567,725.00	\$ 1,878.80	\$ 91.20	\$ 1,970.00	\$ 27,259.44	\$ 1,370.30	\$ 28,629.74	\$ 772,532.91
2034				\$ 410,000.00	\$ 156,925.00	\$ 566,925.00	\$ 1,843.80	\$ 76.20	\$ 1,920.00	\$ 27,287.98	\$ 1,341.76	\$ 28,629.74	\$ 597,474.74
2035				\$ 430,000.00	\$ 140,525.00	\$ 570,525.00	\$ 1,907.50	\$ 62.50	\$ 1,970.00	\$ 27,316.66	\$ 1,313.08	\$ 28,629.74	\$ 601,124.74
2036				\$ 445,000.00	\$ 123,325.00	\$ 568,325.00	\$ 1,922.04	\$ 47.96	\$ 1,970.00	\$ 27,345.46	\$ 1,284.28	\$ 28,629.74	\$ 598,924.74
2037				\$ 460,000.00	\$ 105,525.00	\$ 565,525.00	\$ 1,936.66	\$ 33.34	\$ 1,970.00	\$ 27,374.40	\$ 1,255.34	\$ 28,629.74	\$ 596,124.74
2038					\$ 87,125.00	\$ 87,125.00	\$ 1,951.42	\$ 18.58	\$ 1,970.00	\$ 27,403.46	\$ 1,226.28	\$ 28,629.74	\$ 117,724.74
2039					\$ 87,125.00	\$ 87,125.00	\$ 981.32	\$ 3.72	\$ 985.04	\$ 27,432.68	\$ 1,197.06	\$ 28,629.74	\$ 116,739.78
2040					\$ 87,125.00	\$ 87,125.00				\$ 27,462.02	\$ 1,167.72	\$ 28,629.74	\$ 115,754.74
2041				\$ 2,050,000.00	\$ 87,125.00	\$ 2,137,125.00				\$ 27,491.48	\$ 1,138.26	\$ 28,629.74	\$ 2,165,754.74
2042										\$ 27,521.10	\$ 1,108.64	\$ 28,629.74	\$ 28,629.74
2043										\$ 27,550.84	\$ 1,078.90	\$ 28,629.74	\$ 28,629.74
2044										\$ 27,580.74	\$ 1,049.00	\$ 28,629.74	\$ 28,629.74
2045										\$ 27,610.76	\$ 1,018.98	\$ 28,629.74	\$ 28,629.74
2046										\$ 27,640.92	\$ 988.82	\$ 28,629.74	\$ 28,629.74
2047										\$ 27,671.22	\$ 958.52	\$ 28,629.74	\$ 28,629.74
2048										\$ 27,701.64	\$ 928.10	\$ 28,629.74	\$ 28,629.74
2049										\$ 27,732.22	\$ 897.52	\$ 28,629.74	\$ 28,629.74
2050										\$ 27,762.69	\$ 866.80	\$ 28,629.49	\$ 28,629.49
	\$ 1,934,354.67	\$ 330,350.46	\$ 2,264,705.13	\$ 7,935,000.00	\$ 4,130,675.00	\$ 12,065,675.00	\$ 33,889.64	\$ 2,505.40	\$ 36,395.04	\$ 820,911.38	\$ 37,980.57	\$ 858,891.95	\$ 15,225,667.12

Audit Notes to Long-Term Obligations Table:

Business-Type Activities:

- 2) Installment Note to Florida Department of Environmental Protection (WW 51201P) - This note is secured by the net revenues of the sewer system and sewer impact fees. The note bears maturity in September 2033. The note proceeds were interest at 2.41%, with semi-annual principal and interest payments on March 15 and September 15 with a final used to fund the planning, administrative, and engineering costs for construction of wastewater transmission, collection, reuse and treatment facilities. The note requires the maintenance of a sinking fund.
- 3) Polk City refinanced the debt for the Bond Series 2011 in FY2018 with US Bank.
- 5) Installment Note to Florida Department of Environmental Protection (WW531400) - This note is for the Design activities related to the Reclaimed Water Project. Total project was \$160,000. The City received a grant for \$128,000. The note bears maturity in September 2039. The note proceeds has an interest rate of .78%, with semi-annual principal and interest payments on March 15 and September 15.
- 6) Installment Note to Florida Department of Environmental Protection (WW531402) - This note is for the Water Treatment Construction Project. Total project was \$2,098,033. The City received a grant for \$1,316,160. The note bears maturity in May 2050. The note proceeds has an interest rate of .46%, with semi-annual principal and interest payments on May 15 and November 15.

Payroll Summary

FY 2020 - 2021



Position	DOH	Years of Service	2019 -2020 Total Regular Salary	2020-2021 Proposed COLA Increase	2020-2021 Addl pay for City Events and Call outs	2020-2021 Total Regular Salary
Mayor	9/23/2009	11	\$ 3,600.00	\$ -	N/A	\$ 3,600.00
Vice Mayor	4/13/2010	10	\$ 1,800.00	\$ -	N/A	\$ 1,800.00
Commissioner	4/17/2020	3.6	\$ 1,800.00	\$ -	N/A	\$ 1,800.00
Commissioner	11/19/2018	1.11	\$ 1,800.00	\$ -	N/A	\$ 1,800.00
Commissioner	4/30/2020	0.60	\$ 1,800.00	\$ -	N/A	\$ 1,800.00
Department Total			\$ 10,800.00	\$ -	\$ -	\$ 10,800.00

Under the City of Polk City Charter provision C-8(A), The compensation of Commissioners can only be increased based on an ordinance adoption per Ordinance 2014-02.

Position	DOH	Years of Service	2019-2020 Total Regular Salary	2020-2021 COLA Increase	2020-2021 Per Contract Increase	2020-2021 Total Regular Salary	2020-2021 Overtime Provision	2020-2021 Addl pay for City Events and Call outs	2020-2021 Total Salary	2020-2021 Hourly Rate
----------	-----	------------------	--------------------------------	-------------------------	---------------------------------	--------------------------------	------------------------------	--	------------------------	-----------------------

Executive - 512

City Manager	09/05/2008	12	\$ 107,000.00	\$ 2,675.00	\$ 7,000.00	\$ 116,675.00	\$ -	\$ -	\$ 116,675.00	\$ 56.0938
--------------	------------	----	---------------	-------------	-------------	---------------	------	------	---------------	------------

Position	DOH	Years of Service	2019-2020 Total Regular Salary	2020-2021 Proposed COLA Increase	2020-2021 Proposed Merit Increase	2020-2021 Total Regular Salary	2020-2021 Overtime Provision	2020-2021 Addl pay for City Events	2020-2021 Total Salary	2020-2021 Hourly Rate
----------	-----	------------------	--------------------------------	----------------------------------	-----------------------------------	--------------------------------	------------------------------	------------------------------------	------------------------	-----------------------

Executive - 512

Asst. To City Manager	07/08/2013	7.3	\$ 55,000.00	\$ 1,374.99	\$ 1,374.99	\$ 57,749.98	\$ -	\$ -	\$ 57,749.98	\$ 27.7644
-----------------------	------------	-----	--------------	-------------	-------------	--------------	------	------	--------------	------------

Department Total			\$ 162,000.00	\$ 4,049.99	\$ 8,374.99	\$ 174,424.98	\$ -	\$ -	\$ 174,424.98	
-------------------------	--	--	----------------------	--------------------	--------------------	----------------------	-------------	-------------	----------------------	--

Position	DOH	Years of Service	2019-2020 Total Regular Salary	2020-2021 Proposed COLA Increase	2020-2021 Proposed Merit Increase	2020-2021 Total Regular Salary	2020-2021 Overtime Provision	2020-2021 Addl pay for City Events	2020-2021 Total Salary	2020-2021 Hourly Rate
Finance Administrator	10/13/2008	12	\$ 55,000.00	\$ 1,375.00	\$ 1,375.00	\$ 57,750.00	\$ -	\$ -	\$ 57,750.00	
Finance Clerk	10/27/2016	4	\$ 35,921.60	\$ 898.04	\$ 898.04	\$ 37,717.68	\$ -	\$ 544.01	\$ 38,261.69	\$ 18.1335
Department Total			\$ 90,921.60	\$ 2,273.04	\$ 2,273.04	\$ 95,467.68	\$ -	\$ 544.01	\$ 96,011.69	

Position	DOH	Years of Service	2019-2020 Total Regular Salary	2020-2021 Proposed COLA Increase	2020-2021 Proposed Merit Increase	2020-2021 Total Regular Salary	2020-2021 Overtime Provision	2020-2021 Addl pay for City Events	2020-2021 Total Salary	2020-2021 Hourly Rate
Comm Develop Director	10/29/2007	13	\$ 60,000.08	\$ 1,500.00	\$ 1,500.00	\$ 63,000.08	\$ -	\$ -	\$ 63,000.08	\$ 30.2885
Admin Assistant	11/25/2013	6.11	\$ 33,280.00	\$ 832.00	\$ 832.00	\$ 34,944.00	\$ -	\$ 504.00	\$ 35,448.00	\$ 16.8000
Department Total			\$ 93,280.08	\$ 2,332.00	\$ 2,332.00	\$ 97,944.08	\$ -	\$ 504.00	\$ 98,448.08	

Position	DOH	Years of Service	2019-2020 Total Regular Salary	2020-2021 Proposed COLA Increase	2020-2021 Proposed Merit Increase	2020-2021 Total Regular Salary	2020-2021 Overtime Provision	2020-2021 Addl pay for City Events	2020-2021 Total Salary	2020-2021 Hourly Rate
Code Enforcement Officer	11/05/2018	1.11	\$ 24,581.76	\$ 614.54	\$ 614.54	\$ 25,810.85	\$ 397.09	\$ -	\$ 26,207.94	\$ 19.8545
Department Total			\$ 24,581.76	\$ 614.54	\$ 614.54	\$ 25,810.85	\$ 397.09	\$ -	\$ 26,207.94	

Position	DOH	Years of Service	2019-2020 Total Regular Salary	2020-2021 Proposed COLA Increase	2020-2021 Proposed Merit Increase	2020-2021 Total Regular Salary	2020-2021 Overtime Provision	2020-2021 Addl pay for City Events	2020-2021 Total Salary	2020-2021 Hourly Rate
Public Works Director	03/06/2017	3.1	\$ 63,024.00	\$ 1,575.60	\$ 1,575.60	\$ 66,175.20	\$ -	\$ -	\$ 66,175.20	\$ 31.8150
Admin Assistant (EF Split)	01/20/2015	5.9	\$ 22,500.00	\$ 562.50	\$ 562.50	\$ 23,625.00	\$ -	\$ 340.74	\$ 23,965.74	\$ 22.7163
Maintenance Worker I	02/07/2018	2.8	\$ 36,400.00	\$ 910.00	\$ 910.00	\$ 38,220.00	\$ -	\$ 1,102.50	\$ 39,322.50	\$ 18.3750
Maintenance Worker I	06/18/2018	2.4	\$ 33,280.00	\$ 832.00	\$ 832.00	\$ 34,944.00	\$ -	\$ 1,008.00	\$ 35,952.00	\$ 16.8000
Maintenance Worker I	08/24/2020	0	\$ 35,360.00	\$ 884.00	\$ 884.00	\$ 37,128.00	\$ -	\$ 1,071.00	\$ 38,199.00	\$ 17.8500
Maintenance Worker I	8/24/2020	0	\$ 34,320.00	\$ 858.00	\$ 858.00	\$ 36,036.00	\$ -	\$ 1,039.50	\$ 37,075.50	\$ 17.3250
Department Total			\$ 224,884.00	\$ 5,622.10	\$ 5,622.10	\$ 236,128.20	\$ -	\$ 4,561.74	\$ 240,689.94	

Position	DOH	Years of Service	2019-2020 Total Regular Salary	2020-2021 Proposed COLA Increase	2020-2021 Proposed Merit Increase	2020-2021 Total Regular Salary	2020-2021 Overtime Provision	2020-2021 Addl pay for City Events	2020-2021 Total Salary	2020-2021 Hourly Rate
Librarian	12/17/2012	7.7	\$ 43,000.00	\$ 1,075.00	\$ 1,075.00	\$ 45,150.00	\$ -	\$ 651.20	\$ 45,801.20	\$ 21.7067
Library Clerk	10/05/2015	5	\$ 31,200.00	\$ 780.00	\$ 780.00	\$ 32,760.00	\$ -	\$ 472.50	\$ 33,232.50	\$ 15.7500
Library Clerk - PT Vacant		0	\$ 17,471.94		\$ 436.80	\$ 17,908.74	\$ 287.00	\$ -	\$ 18,195.74	\$ 14.3500
Department Total			\$ 91,671.94	\$ 1,855.00	\$ 2,291.80	\$ 95,818.74	\$ 287.00	\$ 1,123.70	\$ 97,229.44	

Total GF Payroll \$ 743,812.07

Position	DOH	Years of Service	2019-2020 Total Regular Salary	2020-2021 Proposed COLA Increase	2020-2021 Proposed Merit Increase	2020-2021 Total Regular Salary	2020-2021 Overtime Provision	2020-2021 Addl pay for City Events and Call outs	2020-2021 Total Salary	2020-2021 Hourly Rate
----------	-----	------------------	--------------------------------	----------------------------------	-----------------------------------	--------------------------------	------------------------------	--	------------------------	-----------------------

Water Operations - 533

Lead Plant Operator - Split	12/01/2017	2.10	\$ 32,500.00	\$ 812.50	\$ 812.50	\$ 34,125.00	\$ -	\$ -	\$ 34,125.00	\$ 32.8125
Plant Operator - Vacant		0	\$ 27,040.00	\$ 676.00	\$ 676.00	\$ 28,392.00	\$ 840.00	\$ -	\$ 29,232.00	\$ 21.0000
Plant Operator - Vacant		0	\$ 27,040.00	\$ -		\$ 27,040.00	\$ 800.00	\$ -	\$ 27,840.00	\$ 20.0000
Admin Assistant (EF Split)	01/20/2015	5.9	\$ 22,500.00	\$ 562.50	\$ 562.50	\$ 23,625.00	\$ -	\$ 340.74	\$ 23,965.74	\$ 22.7163
Service Worker I	01/01/2018	2.9	\$ 36,400.00	\$ 910.00	\$ 910.00	\$ 38,220.00	\$ -	\$ 3,307.50	\$ 41,527.50	\$ 18.3750
Service Worker I	10/01/2018	2	\$ 32,240.00	\$ 806.00	\$ 806.00	\$ 33,852.00	\$ -	\$ 2,929.50	\$ 36,781.50	\$ 16.2750
Utility Billing Clerk	10/01/2014	6	\$ 35,048.00	\$ 876.20	\$ 876.20	\$ 36,800.40		\$ 530.78	\$ 37,331.18	\$ 17.6925
Utility Billing Clerk - Vacant		0	\$ 29,119.95	\$ -	\$ 728.00	\$ 29,847.95	\$ -	\$ 430.50	\$ 30,278.45	\$ 14.3500
Incentive Pay									\$ 1,560.00	
Department Total			\$ 241,887.95	\$ 4,643.20	\$ 5,371.20	\$ 251,902.35	\$ 1,640.00	\$ 7,539.02	\$ 262,641.37	

Sewer Operations - 535

Position	DOH	Years of Service	2019-2020 Total Regular Salary	2020-2021 Proposed COLA Increase	2020-2021 Proposed Merit Increase	2020-2021 Total Regular Salary	2020-2021 Overtime Provision	2020-2021 Addl pay for City Events and Call outs	2020-2021 Total Salary	2020-2021 Hourly Rate
Lead Plant Operator - Split	12/01/2017	2.1	\$ 32,500.00	\$ 812.50	\$ 812.50	\$ 34,125.00	\$ -	\$ -	\$ 34,125.00	\$ 32.8125
Field Technician I	01/01/2018	2.9	\$ 37,440.00	\$ 936.00	\$ 936.00	\$ 39,312.00		\$ 3,402.00	\$ 42,714.00	\$ 18.9000
Field Technician I	06/19/2017	3.4	\$ 33,758.40	\$ 843.96	\$ 843.96	\$ 35,446.32		\$ 3,067.47	\$ 38,513.79	\$ 17.0415
Incentive Pay									\$ 1,040.00	
Department Total			\$ 103,698.40	\$ 2,592.46	\$ 2,592.46	\$ 108,883.32	\$ -	\$ 6,469.47	\$ 116,392.79	

Total EF Payroll \$ 379,034.16

Total FY21 Payroll \$ 1,122,846.23

BUDGET LINE ITEM

DESCRIPTIONS



Polk City
Budget Line Item Descriptions

Polk City uses the line item budget format in order to present a detailed and accurate classification of revenues and expenditures. The City’s numbering system for revenues and expenditures is comprised of an eight-digit number. The first two indicate the fund, and the second three digits represent the department, the third three represent the expense code or object classification code. The object classification code is standard throughout the chart. For example, the travel and training line item is 400 in all departments and across all funds. While the majority of these numbers may be used in most departments, we still have some unique numbers due to special events and services that are important to our City. Listed below is the description of the individual account numbers for the expenditures in our chart of accounts.

Line Item #	Line Item Name	Description
<i>Personnel Expenses</i>		
110	Executive Salaries	Legislative Salaries. This line is for the salary expense of elected officials.
120	Regular Salaries – Wages	Full-time, part-time, and prorated portions of the costs for work performed by employees of the government. The combined salary line items represent approximately 50% of the total operating budget excluding capital.
130	Other Salaries and Wages	Full-time, part-time, and prorated portions of the costs for work performed by temporary or seasonal employees of the government.
140	Overtime	The amounts paid to employees of the government in either temporary or permanent positions for work performed in addition to their normal work period.
160	Bonuses and Gift Certificates	Gift certificates or money bonuses provided by the City to the Commission and employees.
210	FICA Taxes	The City's portion of the matching share of Social Security and Medicare tax.
220	Retirement Contribution	The City funded retirement contribution for the employees into the Florida Retirement System. The retirement plan requires an employee to have 8 years of service in order to be vested. The cost of retirement benefits to the City fluctuates and is dependant on the rate set by the retirement system. Employees are however, responsible for a mandatory 3% contribution. Under the rules of the retirement system, the City begins contributing for each permanent employee immediately upon employment.
230	Life & Health Insurance	The City's share of the employee health, dental, vision, life, LTD, accidental death and dismemberment insurances. The City currently pays 100% of the employees' health care benefits, LTD, Life, Accidental death and dismemberment insurances. As of 2018, the City has qualified again for a composite rate for health insurance. Employees may elect to purchase dental and vision at their expense. Supplemental Insurance is also available at the employees' expense.
240	Worker's Compensation	Amounts paid by the City to provide compensation to employees injured on the job. The City Belongs to PIGT, currently serviced by Brown and Brown Insurance. The rate is determined by applying a factor to a particular job function and multiplying it by the payroll estimates for that function. Polk City has been fortunate in that we have not had an on the job injury for several years.

Polk City
Budget Line Item Descriptions

Line Item #	Line Item Name	Description
Operating Expenses		
305	Contract Labor	Amounts paid to individuals for services rendered to the City. These are part-time workers who are not on our payroll and do not receive benefits.
310	Professional Services	Services supporting general government operations and administration. These include the services of the City Attorney, architects, planners, system analysts, and laboratory work.
311	Engineering Services	Contracted engineering services for the City. This is for plans development plans review, subdivisions, and streets work.
312	Professional Services - Other	Contracted services that are support for employee
313	Professional Services – Other	Contracted services that may be specific to each Department
315	Inmate Labor	This line is the expense for the inmate labor the city receives each day, which includes the guard and all other expenses.
320	Accounting & Auditing	Cost of services for our annual audit.
341	Refuse Disposal – Residential	Amounts paid by the City for the collection and disposal of curbside refuse. Offset by the monthly collection of garbage fees.
342	Refuse Disposal – Commercial	Amounts paid by the City for the collection and disposal of commercial dumpster refuse. Offset by the monthly collection of garbage fees.
400	Travel and Training	Expenditures for transportation, meals, hotel, education, and other expenses associated with staff and commission development. Mileage (currently at \$0.445) falls here. The majority of expenses here are associated with the various educational conferences attended by commission and staff...
410	Communication Services	Expenditures for communication services utilized by the City.
411	City Hall – Communication	
412	Activity Center – Communication	
413	Public Works - Communication	
420	Education Reimbursement	Reimbursement for higher education directly related to position or job duties.
430	Utilities	Expenditures for water/sewerage for the various buildings provided by the Polk City Utilities. Expenditures for Electric Service provided by Lakeland Electric and TECO.
431	City Hall – Utilities	
432	Activity Center – Utilities	
433	Public Works – Utilities	
434	Community Center – Utilities	
440	Rentals & Leases	Expenditures for the rental and/or lease of office equipment used by the City to complete work for which we do not own the equipment.
450	Liability Insurance	Amounts paid by the City to secure liability insurance on all City facilities. The insurance also include bonding for employees and public officials

Polk City
Budget Line Item Descriptions

Line Item #	Line Item Name	Description
460	Repairs & Maintenance	Expenditures for the repair and maintenance of machinery, equipment, computers necessary throughout the course of the year.
461	City Hall – Repairs & Maintenance	
462	Activity Center – Repairs & Maintenance	
463	Public Works – Repairs & Maintenance	
466	Community Center – Repairs & Maintenance	
464	Vehicle Fuel	Gasoline and diesel for the city's fleet of vehicles.
465	Vehicle Maintenance	Repairs and maintenance on the city's vehicles. This includes tires, oil changes etc.
470	Printing & Reproduction	Expenditures for the printing and reproduction of forms, letterhead, envelopes, business cards, and the municipal code update used in the operation of City business.
480	Promo Activities & Legal Ads	Expenditures for the promotional activities of the City. Any required legal advertisements would fall under this category.
490	Other Current Charges	Expenses of the City that are not under any specific department.
492	Recording & Other Fees	Expenditures for the recording of documents with the Polk County Clerk of Courts. In addition, annual fees for the water, sewer, and streets come out of this line along with other miscellaneous annual fees.
493	Equipment Rental	Expenditures for the rental and/or lease of heavy equipment used by the City to complete work for which we do not own the equipment. Items include backhoes, emergency generators and the like.
510	Office Supplies	Expenditures for the general office supplies needed for the day-to-day operations of the City. Such purchases include paper, pens, computer supplies, filing materials, etc.
520	Operating Supplies	Expenditures for the day-to-day operations of the City. Postage and cleaning materials and supplies.
521	City Hall – Operating Supplies	
522	Activity Center – Operating Supplies	
523	Public Works – Operating Supplies	
524	Chemicals	Expenditures include chemicals, for the operation of the water and wastewater departments.
525	Uniforms	Uniform expense for the public works department. This includes safety clothing and work boots.
528	Postage	Postage Expense.
529	JAG Grant – Operating Supplies	Expenditures for items purchased for day-to-day operations such as alarm systems, displays, etc., of which the cost does not qualify as a capital improvement expenditure – purchased from JAG Grant funds.
530	Road Materials & Supplies	Expenditures for the upkeep and repair of the City streets. Items include such items as asphalt, road signs, etc.
540	Books, Publications, Subscriptions & Memberships	Expenditures for short-term books, publications, and subscriptions. These include the newspapers, monthly magazines, and publications required to keep council and staff up-to-date on current events, rules, and regulations in each field of expertise. In addition, this line covers individual memberships to organizations such as the Florida League of Cities, Florida City County Managers Association, International City County Managers Association, Rural Water Association, and several more.

Polk City
Budget Line Item Descriptions

Line Item #	Line Item Name	Description
Capital Expenditures		
605	Depreciation Expense	This line is to expense the depreciation on the City's equipment, vehicles, and structures. This is an expense line for accounting purposes only for accounting staff and the auditors.
610	Land	Expenditures for the purchase of land.
620	Buildings	Expenditures for the construction of new City facilities.
630	Improvements Other Than Buildings	Included in this category are expenditures for capital improvements over \$500.00 in a given department. Items would include the expansion of water and sewer lines, street repaving, computer software, etc.
631	City Hall – Improvements Other Than Buildings	
632	Activity Center – Improvements Other Than Buildings	
633	Public Works – Improvements Other Than Buildings	
640	Machinery & Equipment	Included in this category are expenditures for capital improvements for machinery and equipment over \$1,000.00 in a given department. Included would be the radar detector requested by the Law Enforcement, computers, lawn equipment, and a variety of other equipment
641	City Hall – Machinery & Equipment	
642	Activity Center – Machinery & Equipment	
643	Public Works - Machinery & Equipment	
650	Construction in Progress	Amounts budgeted for the completion of projects under construction at mid year in which the expense was not fully allocated in the prior year
660	Books, Publications & Library Materials	Expenditures for long-term books, publications, and library materials. Currently, the only department that utilizes line is the library for the purchase of additional reading materials for the Polk City Public Library.
Debt Service		
710	Principal	Amounts paid to institutions for the principal payment for revenue bonds used to construct or expand services.
720	Interest	Amounts paid to institutions for the interest payment for revenue bonds used to construct or expand services.
730	Other Debt Service Costs	Amounts paid to individuals or firms for the services provided in securing the revenue bonds used to construct or expand services
733	Mandated Reserve	Amounts that are required by the institutions the City obtained the revenue bonds used to construct or expand services to be set aside for reserve

Polk City
Budget Line Item Descriptions

Line Item #	Line Item Name	Description
Other Uses		
900	Transfer to Utility Fund.	Amounts transferred to the utility accounts to cover expenses. The last year that this was done was in 2002. The utility accounts are now completely self-supporting.
910	Police Reserve Transfer.	Amounts transferred to the Police Reserve account for capital expenditures for the startup of a future police department.
920	Transfer to General Fund	Dividends transferred to the General Fund from the Utility Funds.
930	Transfer to Public Safety Impact Fees	Amounts transferred to the restricted public safety impact fees cash account.
931	Transfer to Transportation Impact Fees	Amounts transferred to the restricted transportation impact fees cash account.
932	Transfer to Parks & Rec Impact Fees	Amounts transferred to the restricted parks and recreation impact fees cash account.
933	Transfer to Public Facilities Impact Fees	Amounts transferred to the restricted public facilities impact fees cash account.
940	Transfer to Unrestricted Reserves	Amounts set aside to reserves not assigned to a specific expenditure.
941	Transfer to Emergencies and Contingencies	Amounts set aside to reserves for emergencies and contingencies.
942	Transfer to Reserves for Capital Outlay Purchases	Amounts set aside to reserves the purchasing of capital assets.
950	Transfer to Restricted Streets Gas Tax	Amounts set aside to reserves for paving. Per the Florida State Statute for the New Local Opt Gas Tax.
951	Transfer to Restricted Building Permits	Amounts set aside to reserves for Building Dept., expenses per Florida State Statutes.
991	Aids to Private Organizations.	Amounts provided to community organizations that provide services to the residents of Polk City.
992	Unemployment Claims.	The City is on a reimbursable method of unemployment rather than paying a percentage of salaries each quarter. This means that the City must reimburse the state in full for all claims paid during a quarter.
993	Transfer to Reserve	Amounts set aside for uncertain events, dependent on occurrences. The city tries to maintain these finds at ten percent of the budget.
994	Bank Fees.	Amounts charged by the Bank for the services provided.
995	Refund of Overpayments	The city issues refunds on closed utility accounts that have a credit balance due to a customer overpayment on the account.
996	Bad Debt Expense	The city must offset utility bad debts with this line.
999	Other Non-Operating Charges.	Amounts that expensed that are not a part of the operations of the City.